

# **PARTS CATALOGUE**

# **KAWASAKI**

## **250 S1 A-B-C-KH**

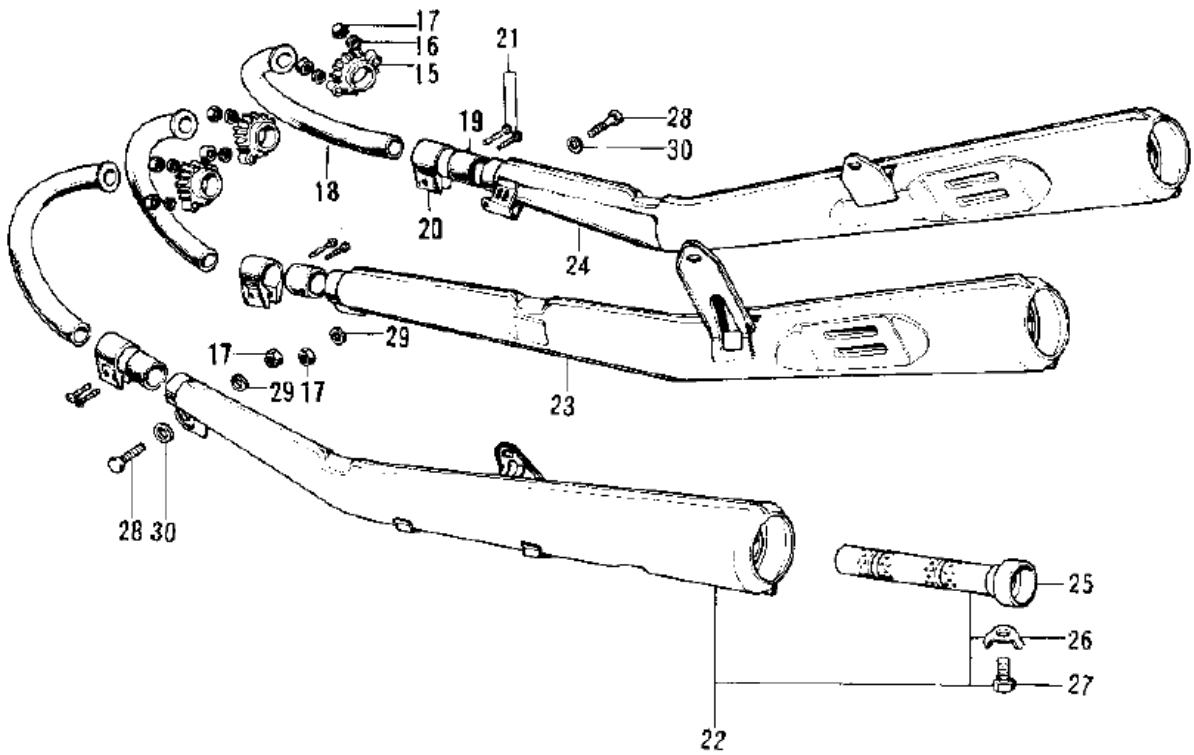
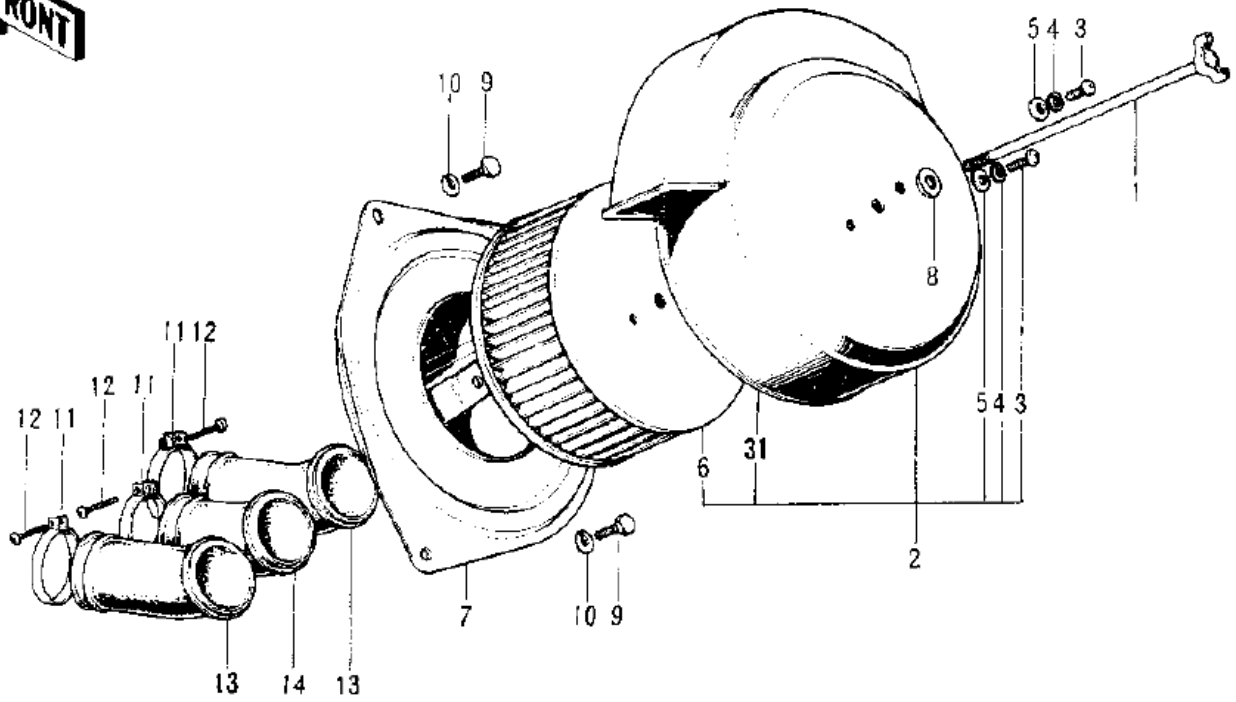


# INDEX

1- AIR CLEANER/MUFFLERS .....	P2
2- CABLES.....	P4
3- CARBURATORS.....	P6
4- CHASSIS ELECTRICAL EQUIPMENT (KH250-A5).....	P8
5- CHASSIS ELECTRICAL EQUIPMENT [S1-A/B/C].....	P10
6- CLUTCH.....	P12
7- CRANKCASE.....	P14
8- CRANKSHAFT/PISTONS .....	P16
9- CYLINDER HEADS/CYLINDERS.....	P18
10- ENGINE COVERS .....	P20
11- FENDERS (KH250-A5).....	P22
12- FENDERS (S1-A/B/C).....	P24
13- FOOTRESTS/STANDS/BRAKE PEDAL.....	P26
14- FRAME/FRAME FITTINGS (S1-A).....	P28
15- FRAME/FRAME FITTINGS (S1-B/C,KH250-A5).....	P30
16- FRONT FORK (S1-A/B).....	P33
17- FRONT FORK (S1-C,KH250-A5).....	P35
18- FRONT HUB/BRAKE.....	P37
19- FUEL TANK (KH250-A5).....	P39
20- FUEL TANK (S1-A).....	P41
21- FUEL TANK (S1-B/C).....	P43
22- GEAR CHANGE MECHANISM.....	P45
23- HANDLEBAR (S1-A).....	P47
24- HANDLEBAR (S1-B/C,KH250-A5).....	P49
25- HEADLIGHT.....	P52
26- IGNITION/GENERATOR/REGULATOR.....	P54
27- KICKSTARTER MECHANISM.....	P56
28- METERS/IGNITION SWITCH.....	P58
29- OIL PUMP.....	P60
30- OWNER TOOLS.....	P62
31- REAR HUB/BRAKE/CHAIN.....	P64
32- SEAT/SEAT COVER (S1-A).....	P66
33- SEAT/SEAT COVER (S1-B/C,KH250-A5).....	P68
34- SIDE COVERS/OIL TANK/CHAIN COVER (S1-A).....	P70
35- SIDE COVERS/OIL TANK/CHAIN COVER (S1-B/C).....	P72
36- SWING ARM/SHOCK ABSORBERS (S1-A).....	P74
37- SWING ARM/SHOCK ABSORBERS (S1-B/C,KH250).....	P76
38- TAILLIGHT.....	P78
39- TRANSMISSION/CHANGE DRUM.....	P80
40- TURN SIGNALS.....	P82
41- WHEELS/TIRES.....	P84

# 1- AIR CLEANER/MUFFLERS

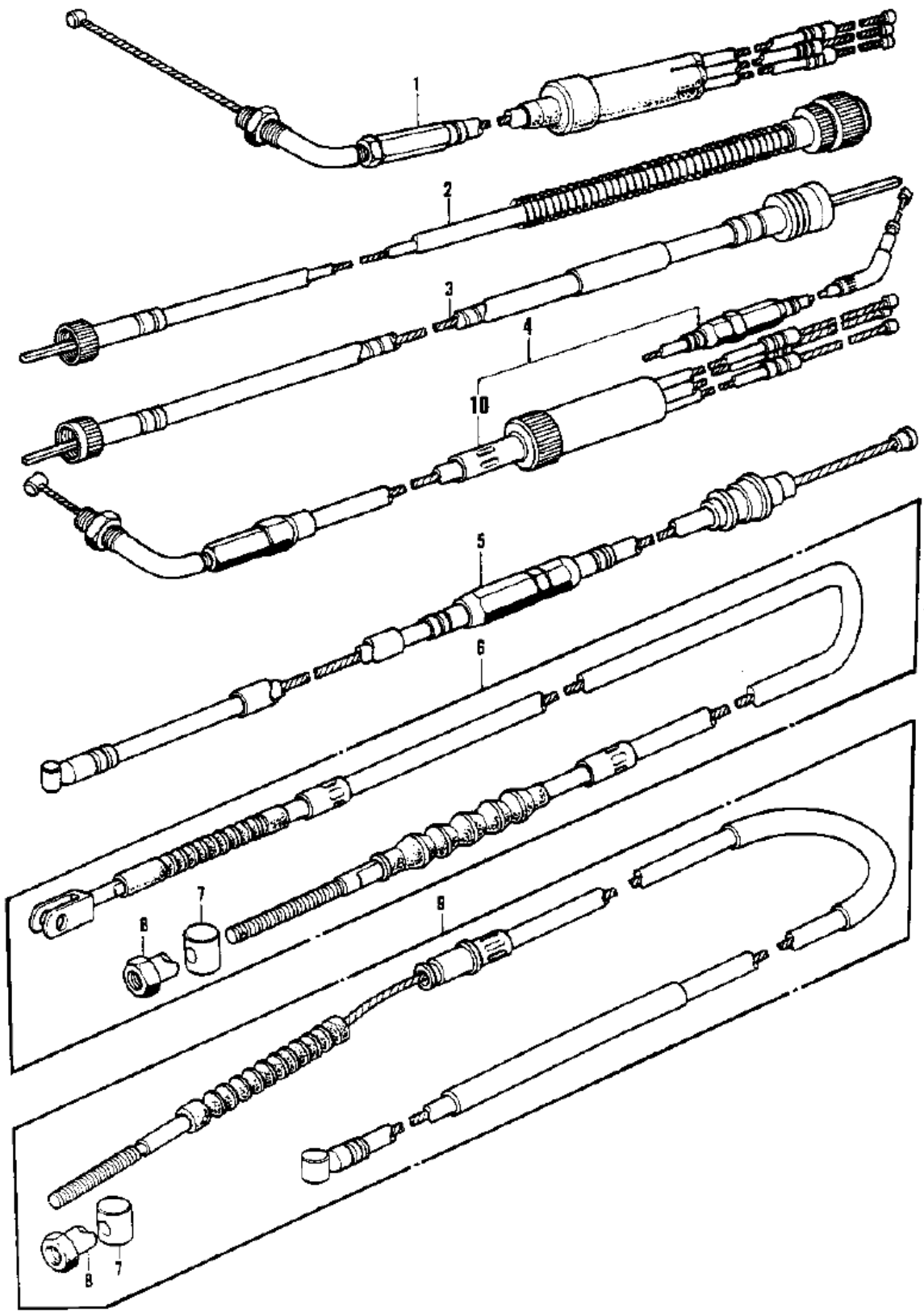
FRONT



## 1- AIR CLEANER/MUFFLERS

Ref n°	Part n°	Description	Qty	Spec Code
1	92003-073	BOLT-AIR CLEANER FIT	1	
2	11010-057-21	AIR CLEANER ASST,BLK	1	S1-A/B
2	11010-090-21	FILTER-ASSY-AIR BLAC	1	S1-C
2	11010-090-21	FILTER-ASSY-AIR BLAC	1	KH250-A5
3	220B0408	SCREW PAN HEAD 4X8	2	
4	461F0400	WASHER SPRING 4MM	2	
5	410B0400	WASHER PLAIN 4MM	2	
6	11013-026	ELEMENT,AIR,CLNR	1	
7	11011-013	BODY-AIR CLEANER	1	
8	92022-021	WASHER-PLAIN	1	
9	112G0610	BOLT,6X10	3	
10	461F0600	WASHER SPRING 6MM	3	
11	92037-065	CLAMP,AIR INLET PIPE	3	S1-A
11	92037-1242	CLAMP,CARBURETOR HOLD	3	S1-B/C,KH250-A5
12	220B0635	SCREW PAN HEAD 6X35	3	S1-A
12	220C0635	SCREW-PAN-CROS,6X35,B	3	S1-B/C,KH250-A5
13	11015-027	PIPE,AIR INLET,LH&RH	2	
14	11015-028	PIPE,AIR INLET,CENTER	1	
15	18069-038	HOLDER-EXHAUST PIPE	3	
16	461F0800	WASHER SPRING 8MM	6	
17	311B0800	NUT,8MM	6	
18	18049-063	PIPE,EXHAUST	3	
19	18043-008	CONNECTOR MUFFLER	3	
20	18044-004-79	HOLDER-MFLR CONECT,CR	3	
21	220B0628	SCREW PAN HEAD 6X28	6	
22	18001-146	MUFFLER ASSY,L,H	1	S1-A
22	18001-146	MUFFLER ASSY,L,H	1	S1-C,KH250-A5
23	18001-147	MUFFLER ASSY,CENTER	1	S1-A
23	18001-147	MUFFLER ASSY,CENTER	1	S1-B
23	18001-147	MUFFLER ASSY,CENTER	1	S1-C,KH250-A5
24	18001-148	MUFFLER ASSY,R,H	1	S1-A
24	18001-148	MUFFLER ASSY,R,H	1	S1-B
24	18001-148	MUFFLER ASSY,R,H	1	S1-C,KH250-A5
25	18033-050	BAFFLE TUBE	1	S1-A/B
25	18033-087	BAFFLE TUBE	1	S1-C,KH250-A5
26	92024-016	WASHER LOCK 6MM	3	
27	112G0612	BOLT-UPSET,6X12	3	
28	115G0820	BOLT,8X20	2	
29	461F0800	WASHER SPRING 8MM	2	
30	411B0800	WASHER PLAIN 8MM	2	
31	11024-001	RUBBER SEAL,CLENR CAP	1	

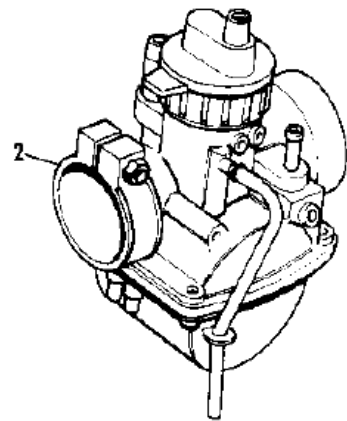
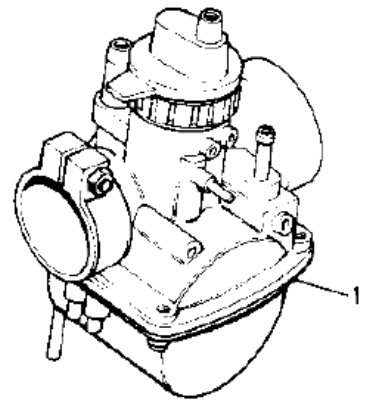
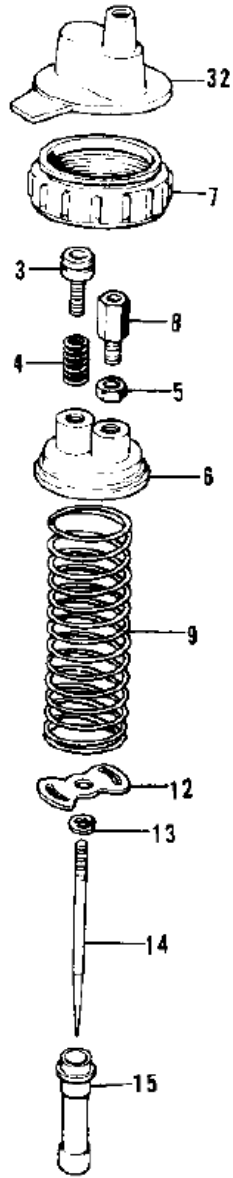
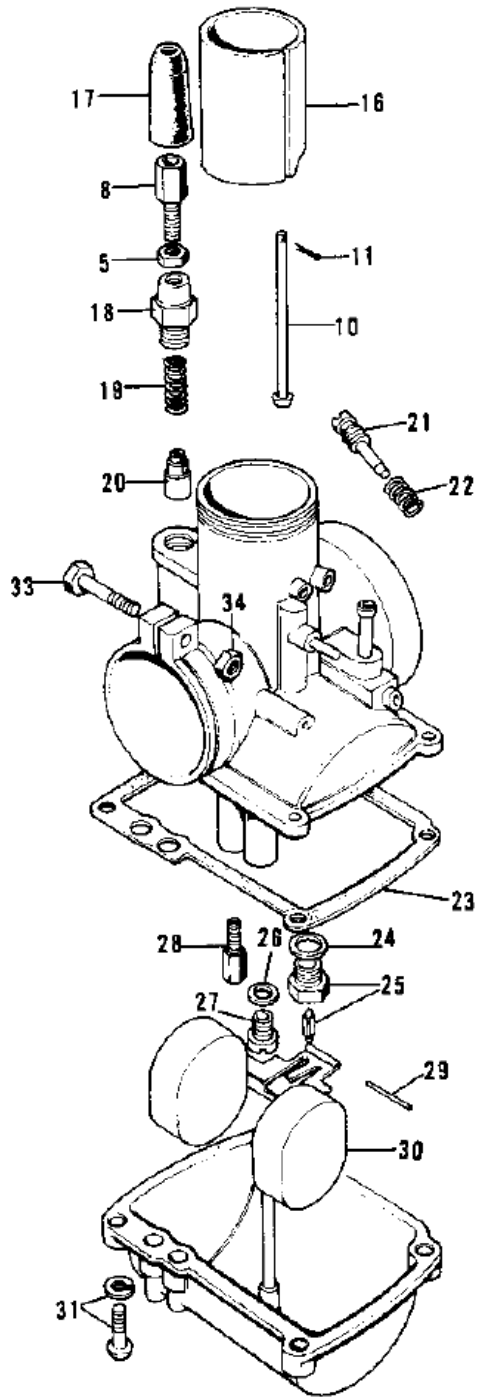
2- CABLES



## 2- CABLES

Ref n°	Part n°	Description	Qty	Spec Code
1	54017-059	CABLE,STARTER	1	S1-B/C,KH250-A5
2	54018-016	CABLE-TACHOMETER	1	
3	54001-035	CABLE,SPEEDOMETER	1	
4	54012-083	CABLE-COMBINATION	1	S1-A
4	54012-097	CABLE,COMBINATION	1	S1-B/C,KH250-A5
5	54011-053	CABLE,CLUTCH	1	
6	54022-021	CABLE-REAR BRAKE	1	S1-A/B
6	54022-026	CABLE,REAR BRAKE	1	S1-C,KH250-A5
7	92043-053	PIN BRAKE ROD	2	
8	92015-041	NUT-BRAKE CABLE ADJST	2	
9	54005-061	CABLE-FRONT BRAKE	1	S1-A/B/C
9	54005-083	CABLE,FRONT BRAKE	1	KH250-A5
10	54012-084-SP	CABLE,TROTTLE UPPER	1	S1-A
10	54012-097-SP	CABLE,TROTTLE UPPER	1	S1-B/C,KH250-A5

### 3- CARBURATORS

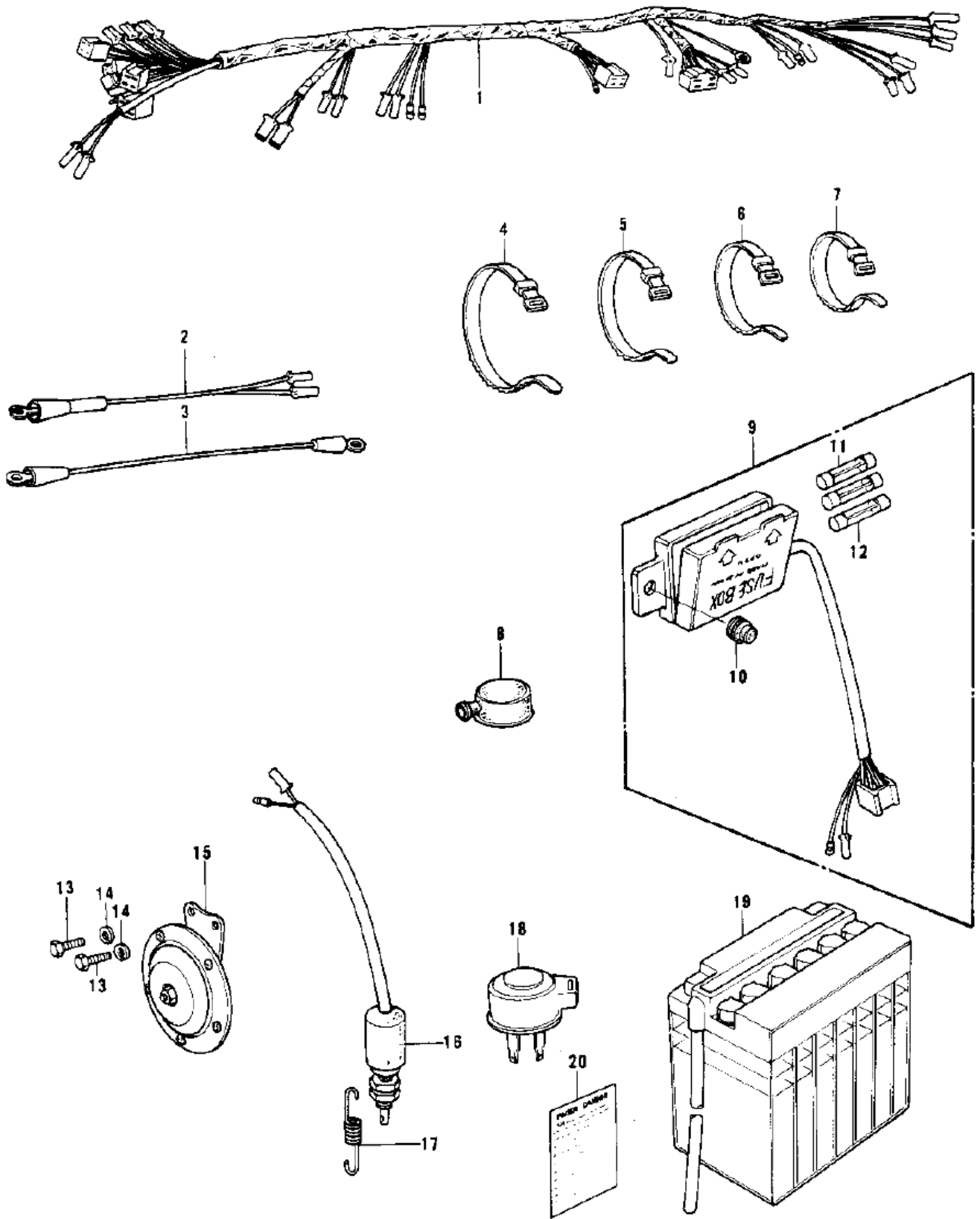


### 3- CARBURATORS

Ref n°	Part n°	Description	Qty	Spec Code
1	16001-177	CARBURETOR ASSY,L.H	1	S1-A/B
1	16001-235	CARBURETOR ASSY,L.H	1	S1-C,KH250-A5
2	16001-178	CARBURETOR ASY,RH&CNT	1	S1-A/B
2	16001-236	CARBURETOR ASY,R.H&CN	1	S1-C,KH250-A5
3	16021-016	SCREW,THROTTLE ADJSTR	3	
4	16022-005	SPRING THR STOP SCREW	3	
5	16003-004	NUT CABLE ADJUST LOCK	6	
6	16005-005	TOP MIXING CHAMBER	3	
7	16004-019	CAP,MIXING CHAMBER	3	
8	16002-002	CABLE ADJUSTER	6	
9	16006-019	SPRING,THROTTLE VALVE	3	
10	16024-012	ROD,THROTTLE VLV STP	3	
11	550D1210	PIN COTTER 1.2X10	3	
12	16007-002	SPRING SEAT THRTL VLV	3	
13	16008-010	CIRCLIP	3	
14	16009-057	JET NEEDLE 4EJ9	3	
15	16017-066	NEEDLE JET,O-2	3	
16	16025-054	VALVE,THROTTLE CA.2.5	3	
17	16036-005	CAP CABLE ADJUST RUBB	3	
18	16012-004	CAP STARTER PLUNGER	3	
19	16013-003	SPRING-PLUNGER	3	
20	16016-002	PLUNGER-ENRICHNER	3	
21	16014-006	SCREW	3	
22	16022-007	SPRING-THR STOP SCREW	3	
23	16019-012	GASKET FLOAT CHAMBER	3	
24	16029-002	WASHER VALVE SEAT	3	
25	16030-001	FLOAT VALVE ASSY	3	
26	16034-001	WASHER MAIN JET	3	
27	92063-109	MAIN JET NO 75R	3	STD
27	92063-1012	MAIN JET,#70R	3	
27	92063-108	MAIN JET NO 72.5R	3	
27	92063-1032	MAIN JET,#77.5R	3	
27	92063-1030	MAIN JET, #A80	3	
28	92064-021	JET-PILOT NO 20	3	
29	16032-003	FLOAT PIN	3	
30	16031-015	FLOAT	3	
31	16033-012	SCREW-FLOAT CHAMBER	12	
32	16033-012	SCREW-FLOAT CHAMBER	3	
32	49006-1021	BOOT,CARBURETOR	AL	
33	16010-004	SCREW CLAMP	3	
34	311B0600	NUT 6MM	3	



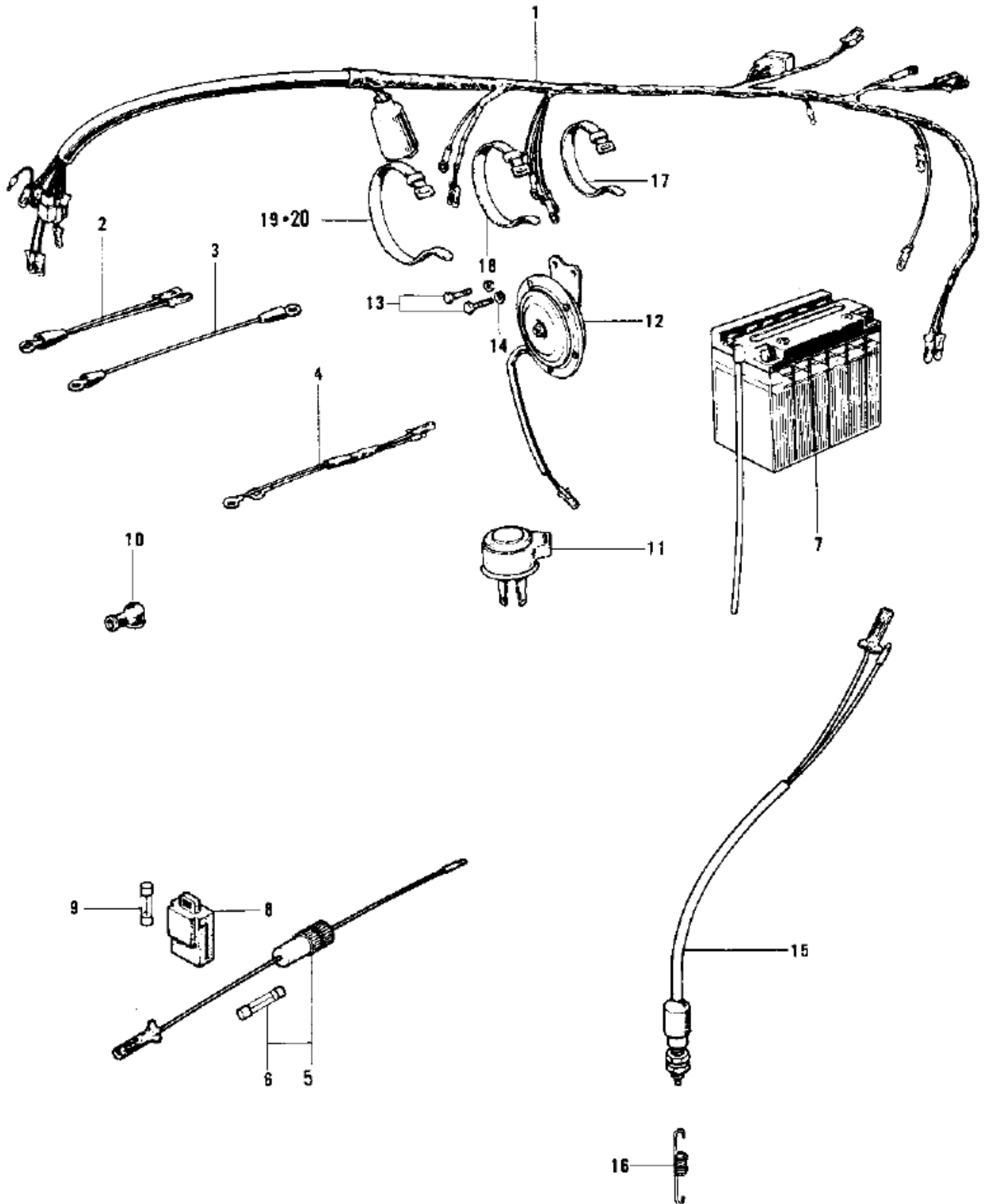
# 4- CHASSIS ELECTRICAL EQUIPMENT (KH250-A5)



#### **4- CHASSIS ELECTRICAL EQUIPMENT (KH250-A5)**

<b>Ref n°</b>	<b>Part n°</b>	<b>Description</b>	<b>Qty</b>	<b>Spec Code</b>
1	26001-134	WIRING HARNESS,MAIN	1	
2	26010-033	WIRE,BATTERY LEAD	1	
3	26010-017	WIRE BATTERY GROUND	1	
4	92072-032	BAND,LONG	1	
5	92072-056	BAND,WIRING HARNESS	2	
6	92072-031	BAND,MIDDLE	2	
7	92072-030	BAND,SHORT	5	
8	92073-001	CAP BAT TERMINAL RUBB	1	
9	26004-035	FUSE ASSY	1	
10	92075-279	DAMPER RUBBER,FUSE	1	
11	26006-005	FUSE-20A	2	
12	26006-003	FUSE 10A	3	
13	115G0816	BOLT-SMALL-UPSET,8X16	2	
14	461F0800	WASHER SPRING 8MM	2	
15	27003-066	HORN	1	
15	27003-1006	HORN	1	
16	27010-015	SWITCH-BRAKE LAMP	1	
17	27011-013	SPRING-BRAKE LAMP SW	1	
18	27002-011	RELAY-TURN SIGNAL	1	
19	26012-022	FB BAT 12N5.5-4A	1	12N5.5-4A
20	56040-1036	LABEL-WARNING,BATTERY	1	

5- CHASSIS ELECTRICAL EQUIPMENT [S1-A/B/C]

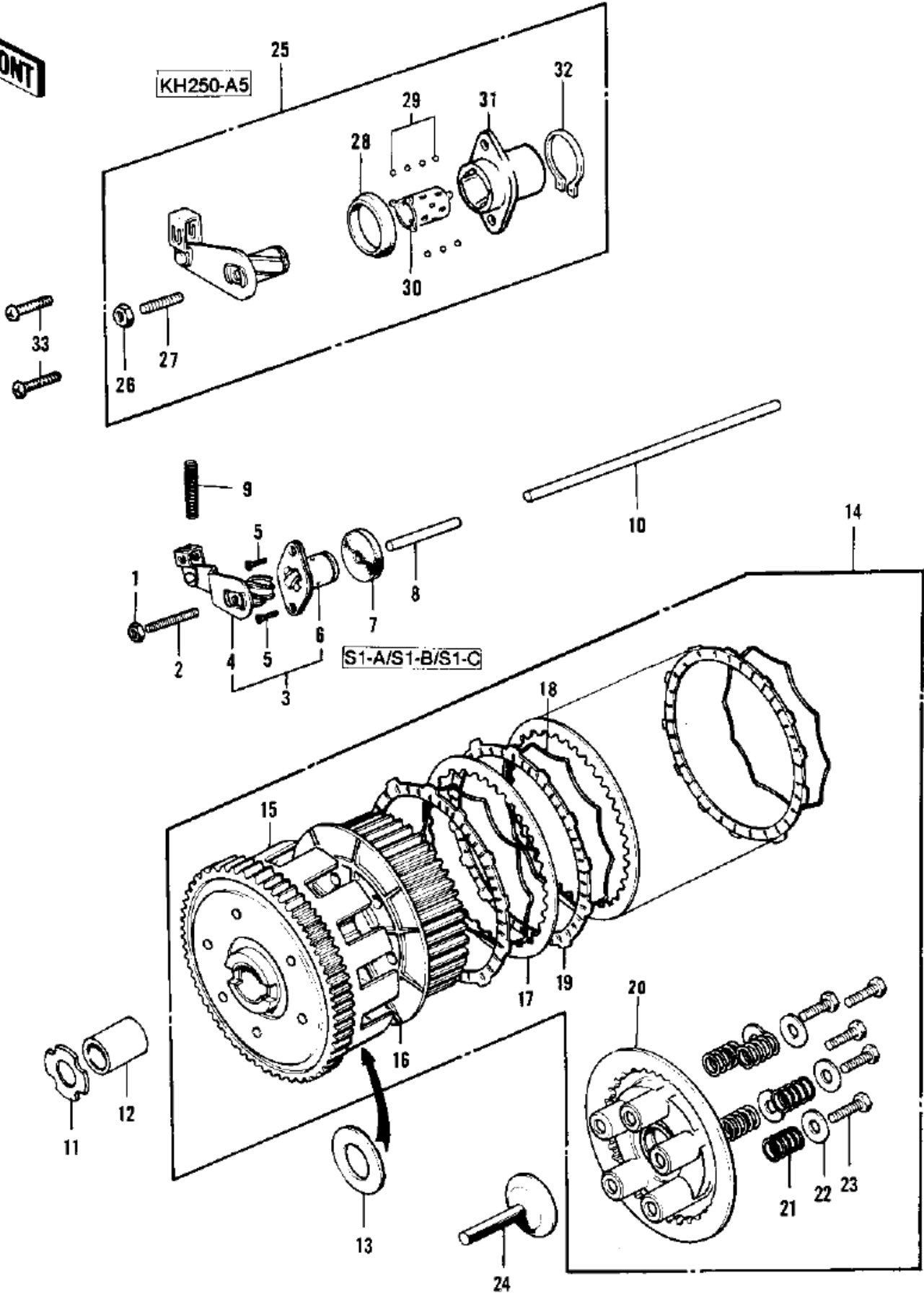


## 5- CHASSIS ELECTRICAL EQUIPMENT [S1-A/B/C]

Ref n°	Part n°	Description	Qty	Spec Code
1	26001-081	WIRING HARNESS-MAIN	1	S1-A
1	26001-106	WIRING HARNESS,MAIN	1	S1-B/C
2	26010-015	WIRE BATTERY LEAD	1	S1-A
2	26010-033	WIRE,BATTERY LEAD	1	S1-B/C
3	26010-017	WIRE BATTERY GROUND	1	
4	26011-064	WIRE-SIGNAL LAMP LEAD	1	
5	26004-015	FUSE ASSY	1	S1-A
5	26004-013	FUSE ASSY	1	S1-B/C
6	26006-005	FUSE-20A	1	S1-A
6	26006-002	FUSE 20A	1	S1-B/C
7	26012-022	FB BAT 12N5.5-4A	1	12N5.5-4A
8	26016-004	HOLDER-SPARE FUSE	1	S1-A
8	26016-002	HOLDER,SPARE FUSE	1	S1-B/C
9	26006-005	FUSE-20A	1	S1-A
9	26006-002	FUSE 20A	1	S1-B/C
10	92073-001	CAP BAT TERMINAL RUBB	1	
11	27002-011	RELAY-TURN SIGNAL	1	
12	27003-042	HORN	1	S1-A/B
12	27003-042	HORN	1	S1-C
13	116B0816	BOLT HEX HEAD 8X16	2	
14	461F0800	WASHER SPRING 8MM	2	
15	27010-020	SWITCH-BRAKE LAMP	1	S1-A/B
15	27010-015	SWITCH-BRAKE LAMP	1	S1-C
16	27011-013	SPRING-BRAKE LAMP SW	1	
17	92072-030	BAND,SHORT	5	
18	92072-031	BAND,MIDDLE	1	S1-A
18	92072-031	BAND,MIDDLE	3	S1-B/C
19	92072-032	BAND,LONG	1	
20	92072-056	BAND,WIRING HARNESS	2	S1-B/C

# 6- CLUTCH

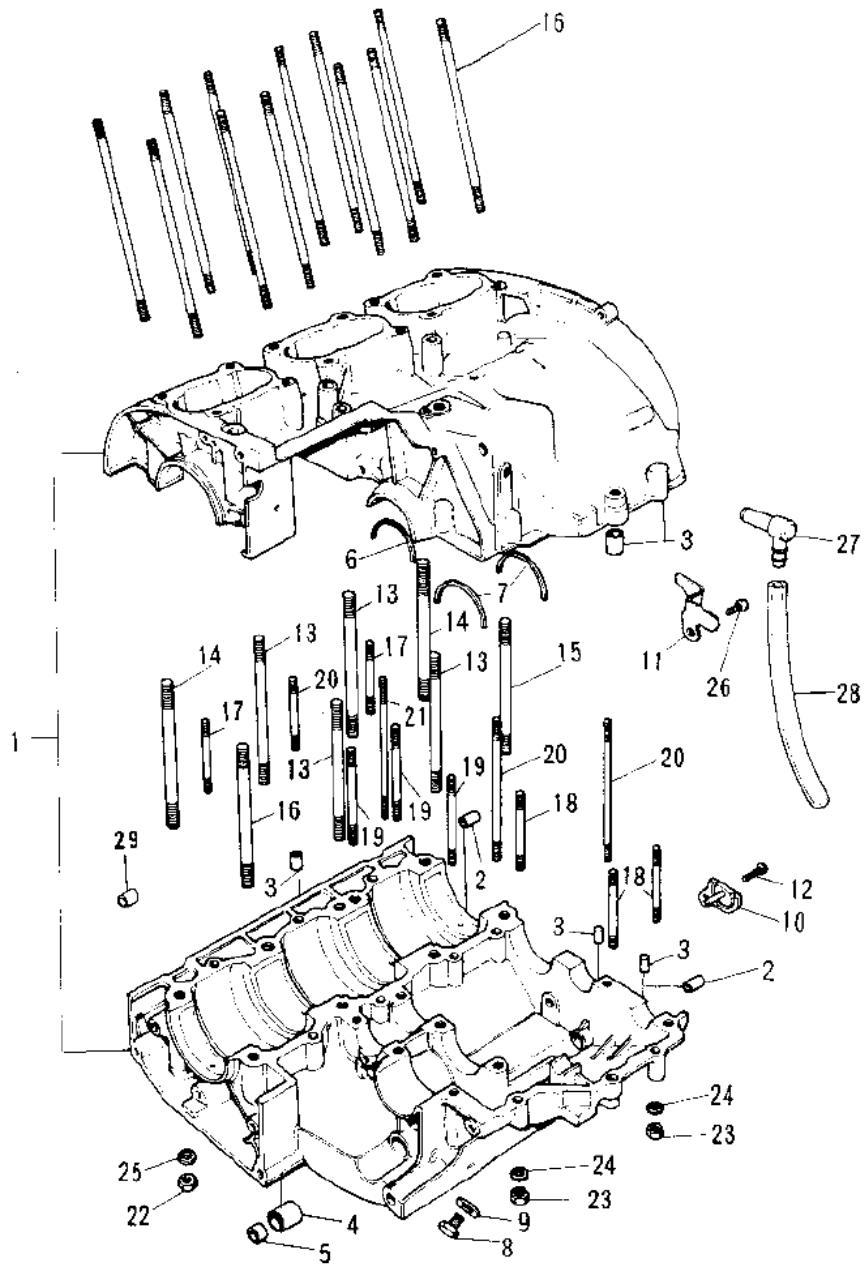
FRONT



## 6- CLUTCH

Ref n°	Part n°	Description	Qty	Spec Code
1	311B0600	NUT 6MM	1	S1-A/B/C
2	291Z0622	SCREW SLOTTED	1	S1-A
2	291Z0625	SCREW SLOTTED	AL	S1-B/C
3	13231-010	RELEASE ASSY,CLUTCH	1	S1-B/C
4	13231-010	RELEASE ASSY,CLUTCH	NA	S1-A
4	13102-017	INNER,CLUTCH RELEASE	1	S1-B/C
5	221B0616	SCREW CNTSNK HD 6X16	2	
6	13231-010	RELEASE ASSY,CLUTCH	NA	S1-A
6	13118-008	OUTER,CLUTCH RELEASE	1	S1-B/C
7	92050-040	OIL SEAL TC7297	1	
8	13116-010	ROD CLUTCH PUSH SHORT	1	
9	92081-096	SPRING-CLUTCH RELEASE	1	
10	13116-019	ROD-CLUTCH PUSH, LONG	1	
11	92022-119	WASHER THRUST	1	
12	92028-045	BUSH CLUTCH	1	
13	92022-189	WASHER-PLAIN,20MM	1	
14	13081-1022	CLUTCH-ASSY	NA	
14	13081-1022	CLUTCH-ASSY	1	
15	13095-032	HOUSING-CLUTCH	1	
16	13087-033	HUB,CLUTCH	1	
17	13089-003	PLATE CLUTCH STEEL	5	
18	13229-002	RING-CLUTCH STEEL	6	
19	13088-1015	PLATE-FRICTION	6	
20	13187-004	PLATE-CLUTCH SPRING	1	
21	92081-080	SPRING-CLUTCH	5	
22	92022-167	WASHER-PLAIN,5MM	5	
23	92003-078	BOLT,5X18	5	
24	13116-016	PUSHER-CLTCH SPRG PLT	1	
25	13231-1001	RELEASE ASSY,CLUTCH	1	KH250-A5
26	311B0600	NUT 6MM	1	KH250-A5
27	291Z0625	SCREW SLOTTED	1	KH250-A5
28	92056-007	OIL SEAL	1	KH250-A5
29	600A0400	BALL,STEEL,1/8"	11	KH250-A5
30	13197-006	RETAINER	1	KH250-A5
31	13118-015	OUTER,CLUTCH RELEASE	1	KH250-A5
32	480J1500	CIRCLIP 15MM	1	KH250-A5
33	220B0616	SCREW PAN HEAD 6X16	2	KH250-A5

# 7- CRANKCASE



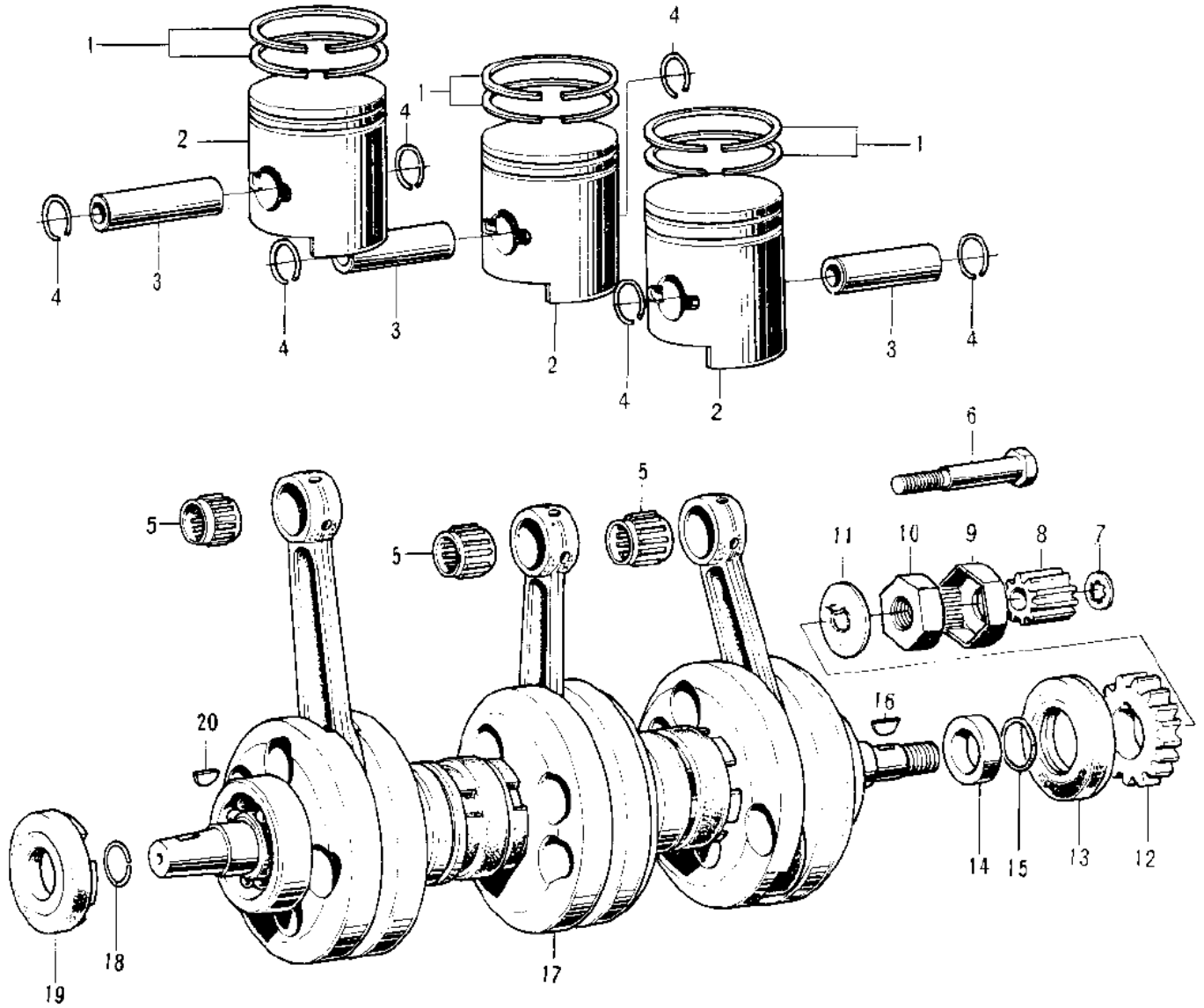
## 7- CRANKCASE

Ref n°	Part n°	Description	Qty	Spec Code
1	14001-049	CRANKCASE SET	1	S1-A/B
1	14001-058	CRANKCASE SET	1	S1-C,KH250-A5
2	92043-1037	PIN,DOWEL,10X8.2X14	4	
3	92042-016	PIN DOWEL 6MM	3	
4	92028-071	BUSH CHANGE PEDAL SHT	1	
5	92049-004	OIL SEAL SB12205	1	
6	14013-013	RING-BEARING SET	1	
7	14013-004	RING BEARING SETTING	2	
8	92067-001	PLUG OIL DRAIN	1	
9	92065-058	GASKET CHECK VALVE	1	
10	14015-001	RECEIVER OIL	1	
11	14015-003	RECEIVER-OIL	1	
12	221B0616	SCREW CNTSNK HD 6X16	1	
13	172G1050	STUD 10X50	4	S1-A/B
13	172G1055	STUD,10X55	4	S1-C,KH250-A5
14	172G1070	STUD,10X70	2	
15	172G1080	STUD,10X80	2	
16	172G08115	STUD 8X115	12	
17	172G0622	STUD 6X22	2	
18	172G0635	STUD 6X35	3	
19	172G0650	STUD 6X50	4	
20	172G0650	STUD 6X50	1	
21	172G0665	STUD,6X65	3	
22	317B1000	NUT,10MM	8	
23	311B0600	NUT 6MM	13	
24	461F0600	WASHER SPRING 6MM	13	
25	461F1000	WASHER SPRING 10MM	8	
26	220B0610	SCREW PAN HEAD 6X10	1	
27	14069-003	BREATHER	1	
28	92059-061	PIPE-BREATHER	1	
29	92042-007	PIN-DOWEL	1	S1-C,KH250-A5



# 8- CRANKSHAFT/PISTONS

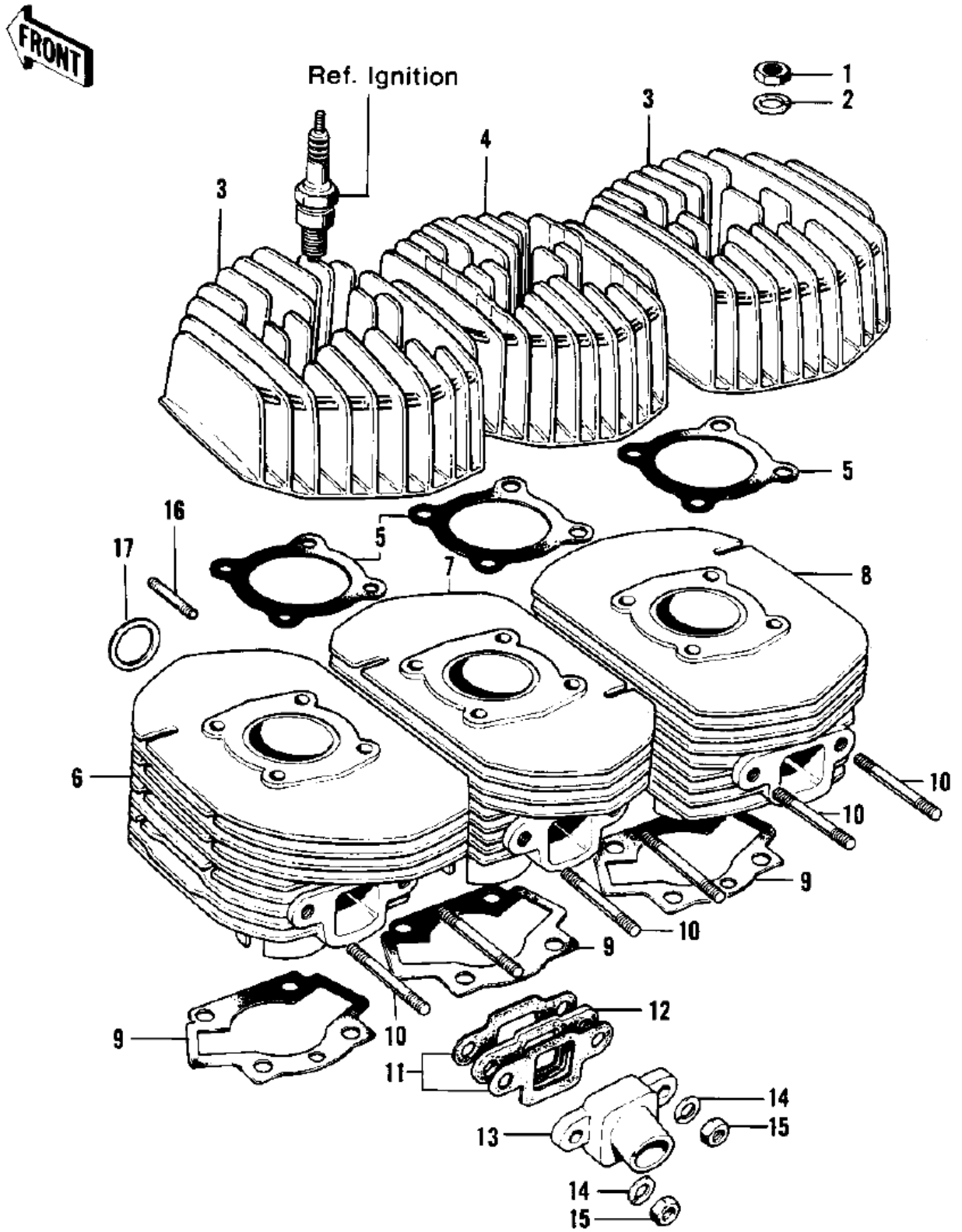
FRONT



## 8- CRANKSHAFT/PISTONS

Ref n°	Part n°	Description	Qty	Spec Code
1	13008-033	RING SET,STD	3	
1	13024-041	RING SET,0.040'O.S	3	
1	13025-038	RING SET,0.020'O.S	3	
2	13001-056	PISTON,STD	3	
2	13027-055	PISTON,0.040'O.S	3	
2	13029-057	PISTON,0.020' O.S	3	
3	13002-021	PIN-PISTON	3	
4	92036-005	CIRCLIP PISTON PIN	6	
5	13033-007	NEEDLE BEARING SM END	3	
6	92003-068	BOLT-OIL PUMP GEAR	1	
7	463H0600	WASHER LOCK 6MM	1	
8	16084-014	PINION-OIL PUMP	1	
9	92024-021	WASHER LOCK	1	
10	92015-019	NUT 18MM	1	
11	92024-067	WASHER,LOCK,18MM	1	
12	13121-021	PINION-PRIMARY	1	
13	92050-052	OIL SEAL,TC326210	1	
14	92027-031	COLLAR CRANK OIL SEAL	1	
15	92055-018	"O" RING,22MM	1	
16	92038-015	WOODRUFF KEY	1	
17	13031-1008	CRANK CONROD ASSY	1	
18	92036-013	CIRCLIP	1	
19	92050-041	OIL SEAL TCY256210	1	
20	92038-001	WOODRUFF KEY	1	

# 9- CYLINDER HEADS/CYLINDERS

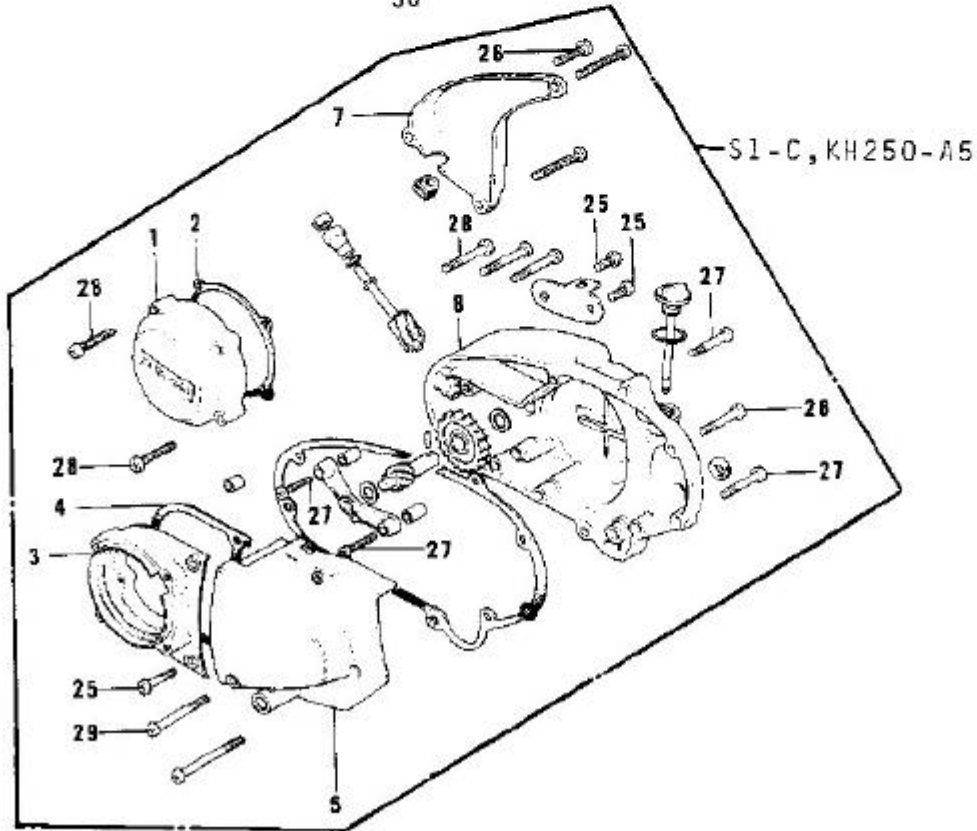
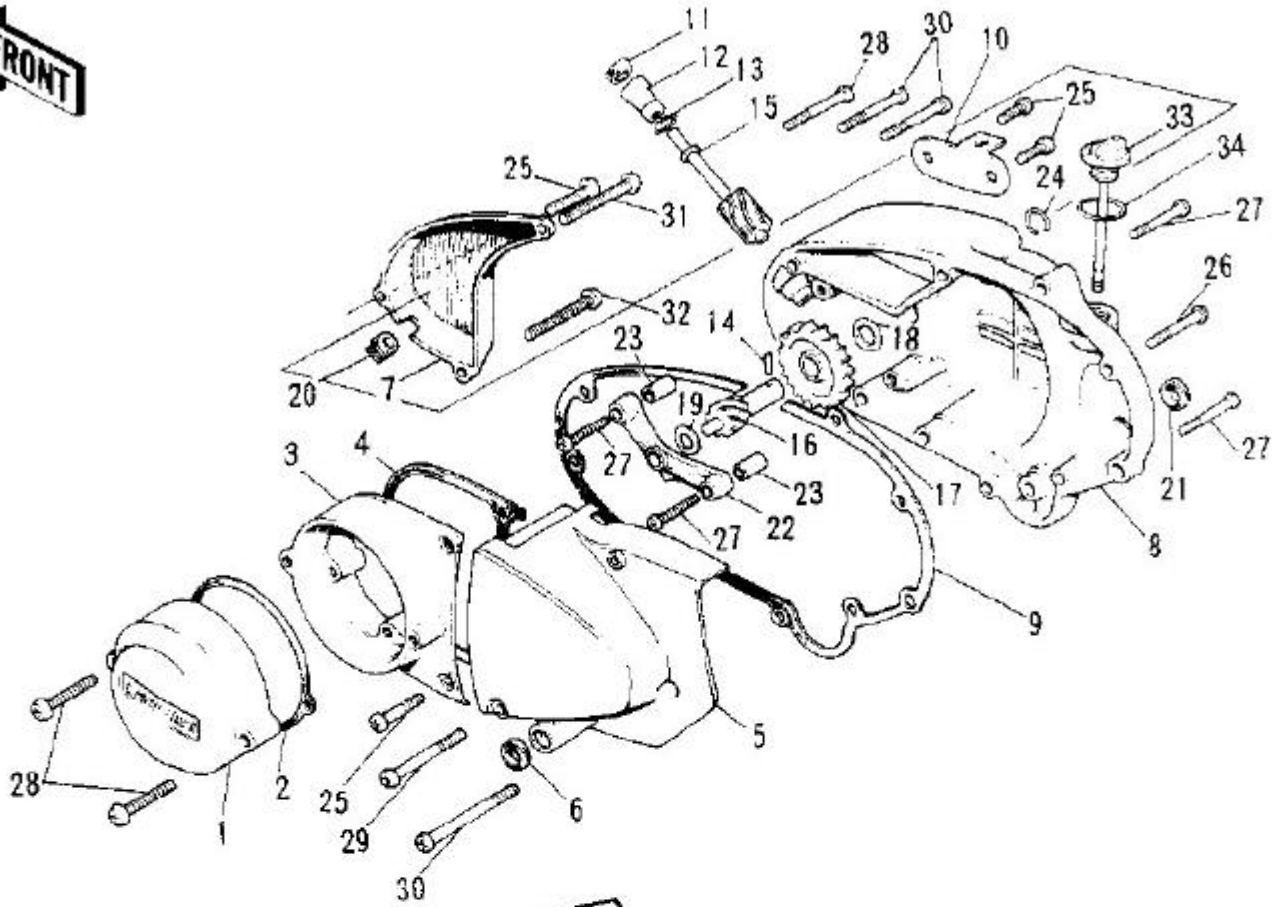


## 9- CYLINDER HEADS/CYLINDERS

Ref n°	Part n°	Description	Qty	Spec Code
1	311B0800	NUT,8MM	12	
2	461F0800	WASHER SPRING 8MM	12	
3	11001-093	CYLINDER HEAD,L.H&R.H	2	
4	11001-094	CYLINDER HEAD,CENTER	1	
5	11004-047	GASKET,CYLINDER HEAD	3	
6	11005-1026	CYLINDER,L.H,BARREL	1	
6	11005-1026	CYLINDER,L.H,BARREL	AL	
7	11005-095	CYLINDER,CENTER	1	
8	11005-096	CYLINDER,R.H	1	
9	11009-027	GASKET-CYLINDER BASE	3	
10	172G0820	STUD 8X20	6	
11	16062-015	GASKET,AIR INLET	6	
12	16061-013	INSULATOR,HEAT	3	
13	16060-014	PIPE, AIR INLET	3	
14	461F0800	WASHER SPRING 8MM	6	
15	311B0800	NUT,8MM	6	
16	172G0830	STUD 8X30	6	
16	92004-1009	STUD,8X35	6	
17	11009-1992	GASKET,EXHAUST PIPE	3	

# 10- ENGINE COVERS

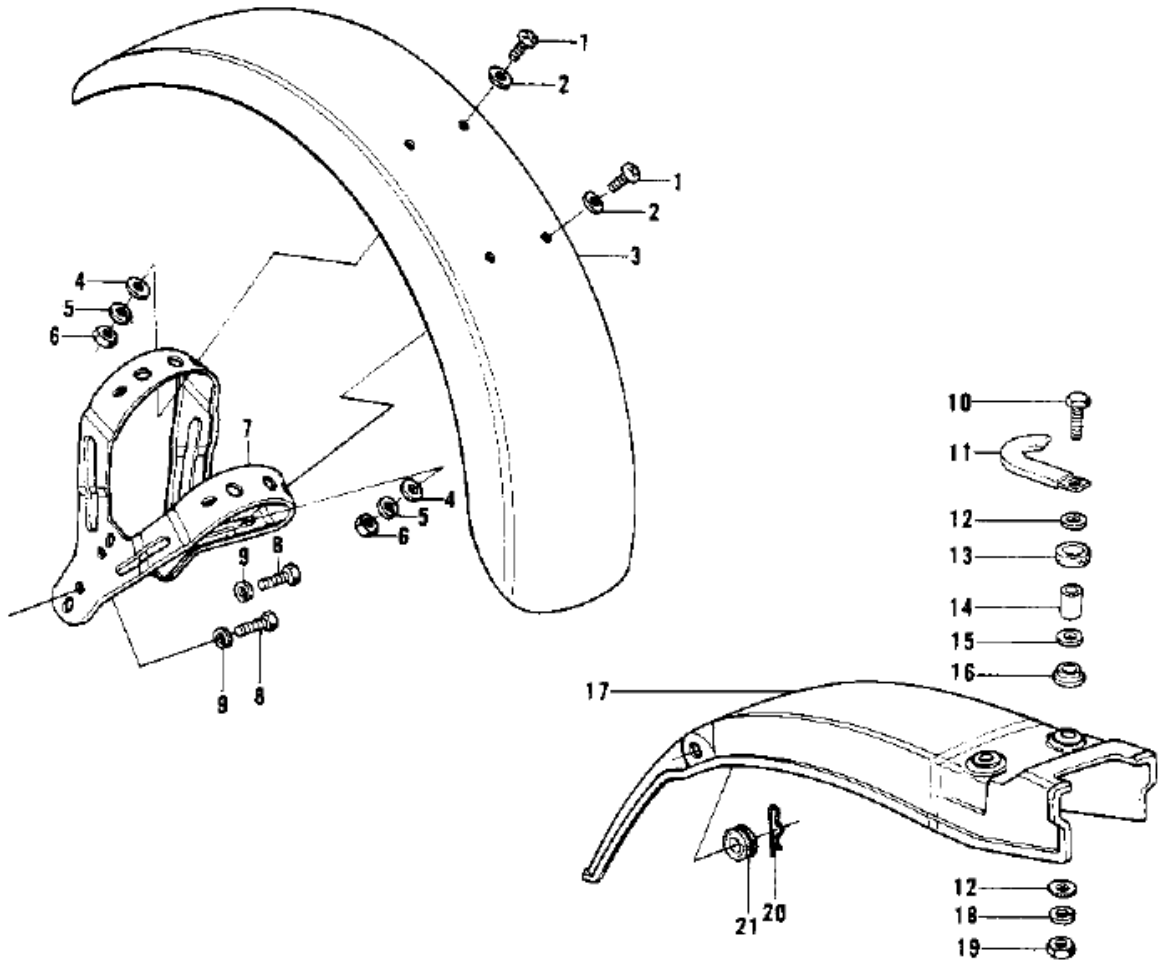
FRONT



## 10- ENGINE COVERS

Ref n°	Part n°	Description	Qty	Spec Code
1	14027-016-80	CAP,BREAKER POINT,BUFF	1	S1-A/B
1	14031-1030	COVER, GENERATOR,BUFF	NA	S1-C,KH250-A5
1	14031-1030	COVER, GENERATOR,BUFF	1	S1-C,KH250-A5
2	14050-005	GASKET-POINT CAP	1	S1-A/B
2	14050-009	GASKET,POINT CAP	1	S1-C,KH250-A5
3	14031-086-80	COVER,R.H ENGINE,BUFF	1	S1-A
3	14031-086-80	COVER,R.H ENGINE,BUFF	1	S1-B
3	14031-089-80	COVER,L.H ENG,BUFF	1	S1-C,KH250-A5
4	14045-022	GASKET,L.H ENG COVER	1	
5	14026-022-80	COVER,CHAIN CASE,BUFF	1	S1-A/B
5	14026-022-80	COVER,CHAIN CASE,BUFF	1	S1-C,KH250-A5
6	92049-1249	SEAL-OIL	1	S1-A/B
7	14030-030-80	COVER,OIL PUMP,BUFF	1	
8	14032-1018	COVER,R.H,ENG. CLEAR	NA	S1-A/B
8	14032-1018	COVER,R.H,ENG. CLEAR	NA	S1-C,KH250-A5
8	14032-1018	COVER,R.H,ENG. CLEAR	1	
9	14046-019	GASKET-R.H ENGINE COV	1	
10	14044-006	HOLDER	1	
11	92054-004	OIL SEAL	1	
12	92028-075	BUSH	1	
13	92055-025	"0" RING	1	
14	92042-035	PIN,DOWEL	1	
15	13226-005	SHAFT-TACHOMETER GEAR	1	
16	13224-008	GEAR-TACHOMETER	1	
17	16085-017	GEAR-OIL PUMP	1	
18	92026-025	WASHER THRUST	1	
19	92026-026	WASHER THRUST	1	
20	14038-030	GROMMET-R.H ENG COVER	1	
21	92049-002	OIL SEAL SB16244	1	
22	14018-005	HOLDER-TACHOMETER GR	1	
23	92042-007	PIN-DOWEL	2	
24	92036-017	CIRCLIP	1	
25	220B0620	SCREW PAN HEAD 6X20	5	S1-A/B
25	220B0620	SCREW PAN HEAD 6X20	4	S1-C,KH250-A5
26	220B0625	SCREW PAN HEAD 6X25	2	S1-A/B
26	220B0625	SCREW PAN HEAD 6X25	3	S1-C,KH250-A5
27	220B0630	SCREW PAN HEAD 6X30	6	S1-A/B
27	220B0630	SCREW PAN HEAD 6X30	7	S1-C,KH250-A5
28	220B0635	SCREW PAN HEAD 6X35	3	S1-A/B
28	220B0635	SCREW PAN HEAD 6X35	5	S1-C,KH250-A5
29	220B0645	SCREW PAN HEAD 6X45	2	
30	220B0655	SCREW PAN HEAD 6X55	4	
31	220B0690	SCREW-PAN HEAD,6X90	1	
32	220B06100	SCREW PAN HEAD 6X100	1	
33	16115-017	PLUG-OIL FILLER	1	
34	670B2020	"0" RING,20MM	1	

11- FENDERS (KH250-A5)

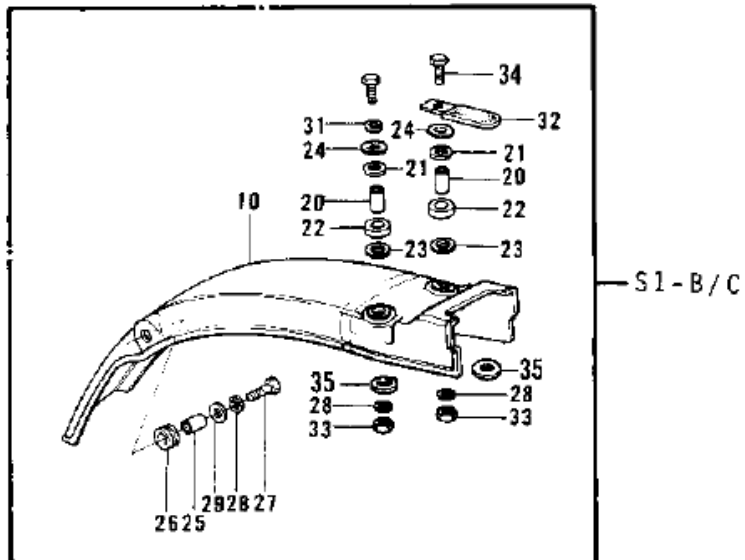
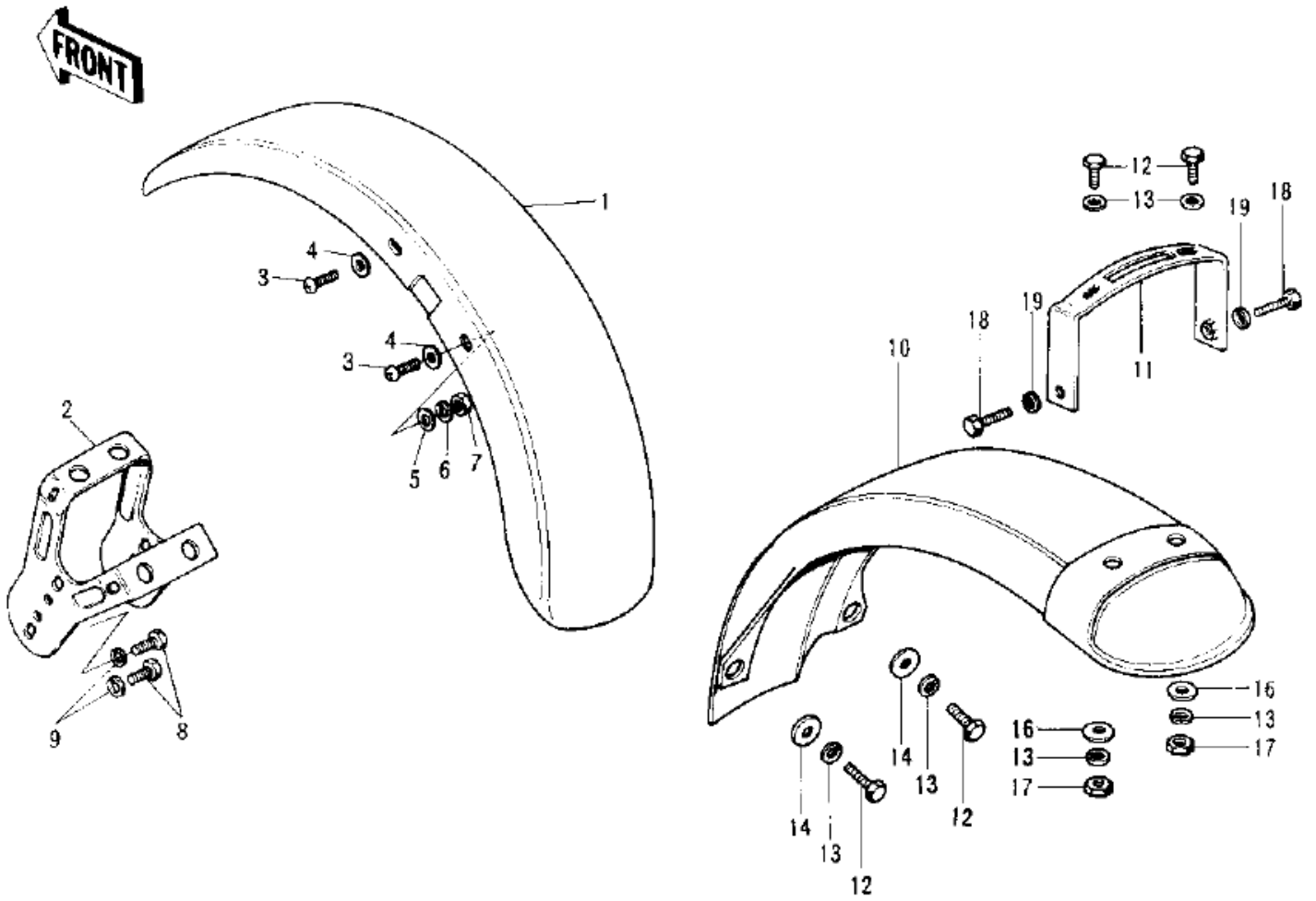


**11- FENDERS (KH250-A5)**

Ref n°	Part n°	Description	Qty	Spec Code
1	220E0614	SCREW PAN HEAD 6X14	4	
2	92022-193	WASHER-PLAIN	4	
3	35004-084	FENDER-FR	1	
4	411B0600	WASHER PLAIN 6MM	4	
5	461F0600	WASHER SPRING 6MM	4	
6	311B0600	NUT 6MM	4	
7	35009-036	BRACE,FRONT FENDER	1	
8	114G0812	BOLT SMALL	4	
9	461F0800	WASHER SPRING 8MM	4	
10	110R0635	BOLT 6X35	2	
11	92037-113	CLAMP,HARNESS	2	
12	92022-228	WASHER,PLAIN,7MM	4	
13	92075-121	DAMPER RUBBER,RR FEND	2	
14	92027-162	COLLAR,REAR FENDER	2	
15	92022-227	WASHER,PLAIN,7MM	2	
16	92075-133	DAMPER RUBBER,RR FEND	1	
17	35022-099	FENDER-RR	1	
18	461F0600	WASHER SPRING 6MM	2	
19	311B0600	NUT 6MM	2	
20	92041-003	COTTER PIN	2	
21	92075-105	DAMPER RUBBER	2	



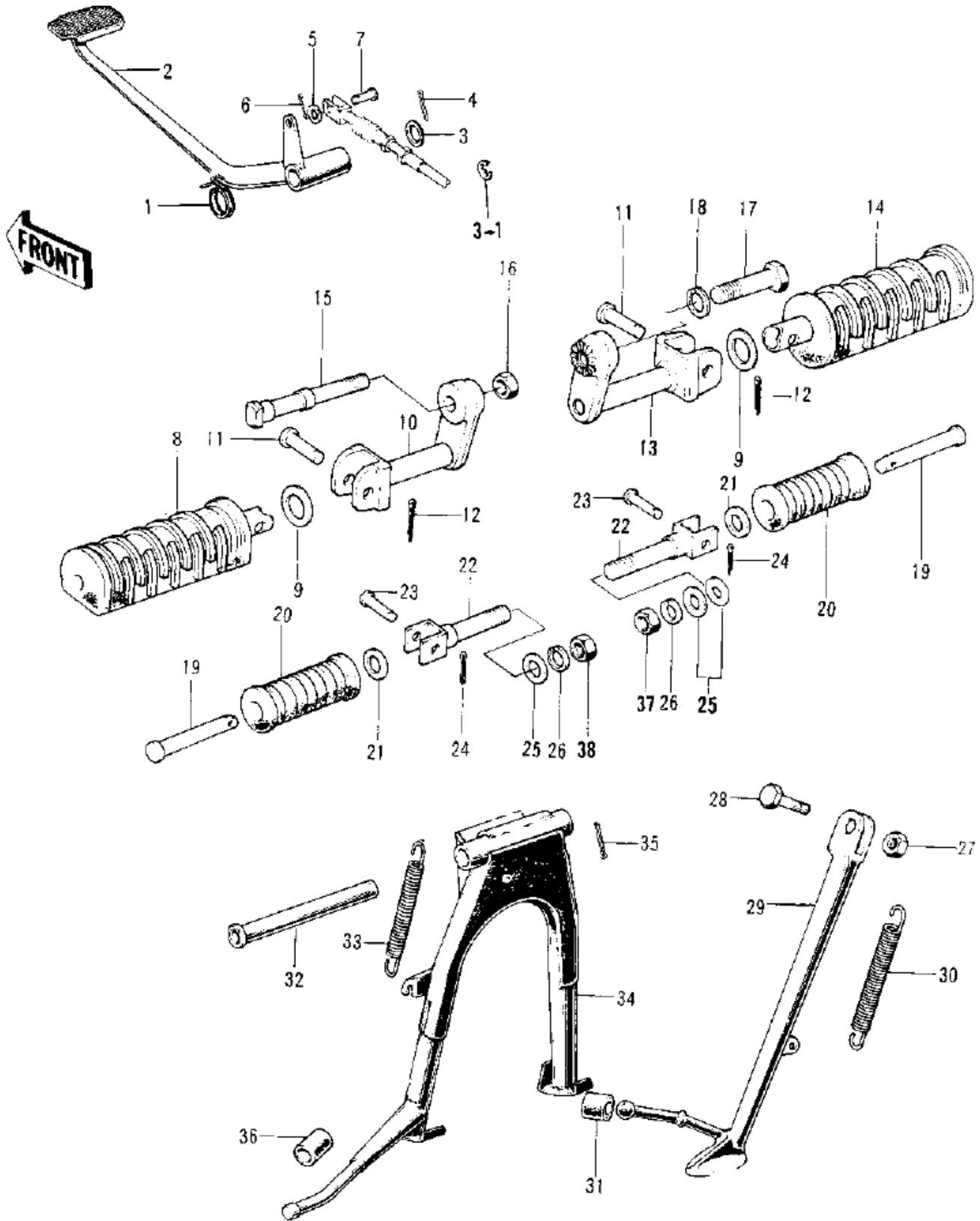
12- FENDERS (S1-A/B/C)



**12- FENDERS (S1-A/B/C)**

Ref n°	Part n°	Description	Qty	Spec Code
1	35004-075	FENDER-FR	1	S1-A
1	35004-084	FENDER-FR	1	S1-B/C
2	35009-026	BRACE,FRONT FENDER	1	S1-A
2	35009-030	BRACE,FRONT FENDER	1	S1-B/C
3	220E0614	SCREW PAN HEAD 6X14	4	
4	92022-193	WASHER-PLAIN	4	
5	411B0600	WASHER PLAIN 6MM	4	
6	461F0600	WASHER SPRING 6MM	4	
7	311B0600	NUT 6MM	4	
8	116B0816	BOLT HEX HEAD 8X16	4	
9	461F0800	WASHER SPRING 8MM	4	
10	35022-056	FENDER-RR	1	S1-A
10-1	35022-099	FENDER-RR	1	S1-B/C
11	35025-021	BRACKET-REAR FENDER	1	S1-A
12	112G0616	BOLT-UPSET,6X16	4	S1-A
13	461F0600	WASHER SPRING 6MM	4	S1-A
14	92027-122	COLLAR	2	S1-A
15	92022-125	WASHER 6.5X20X1.6T	2	S1-A
16	411B0600	WASHER PLAIN 6MM	2	S1-A
17	311B0600	NUT 6MM	2	S1-A
18	113N1025	BOLT,HEX HEAD,10X25	2	S1-A
19	461F1000	WASHER SPRING 10MM	2	S1-A
20	92027-162	COLLAR,REAR FENDER	2	S1-B/C
21	92075-121	DAMPER RUBBER,RR FEND	2	S1-B/C
22	92075-133	DAMPER RUBBER,RR FEND	2	S1-B/C
23	92022-227	WASHER,PLAIN,7MM	2	S1-B/C
24	92022-228	WASHER,PLAIN,7MM	2	S1-B/C
25	92027-103	COLLAR	2	S1-B/C
26	92075-105	DAMPER RUBBER	2	S1-B/C
27	112G0616	BOLT-UPSET,6X16	2	S1-B/C
28	461F0600	WASHER SPRING 6MM	4	S1-B/C
29	92022-125	WASHER 6.5X20X1.6T	2	S1-B/C
30	110N0632	BOLT-HEX HEAD,6X32	2	S1-B/C
31	411B0600	WASHER PLAIN 6MM	1	S1-B/C
32	92037-113	CLAMP,HARNESS	1	S1-B/C
33	311B0600	NUT 6MM	2	S1-B/C
34	110N0636	BOLT HEX HEAD 6X36	2	S1-B/C
35	92022-228	WASHER,PLAIN,7MM	2	S1-B/C

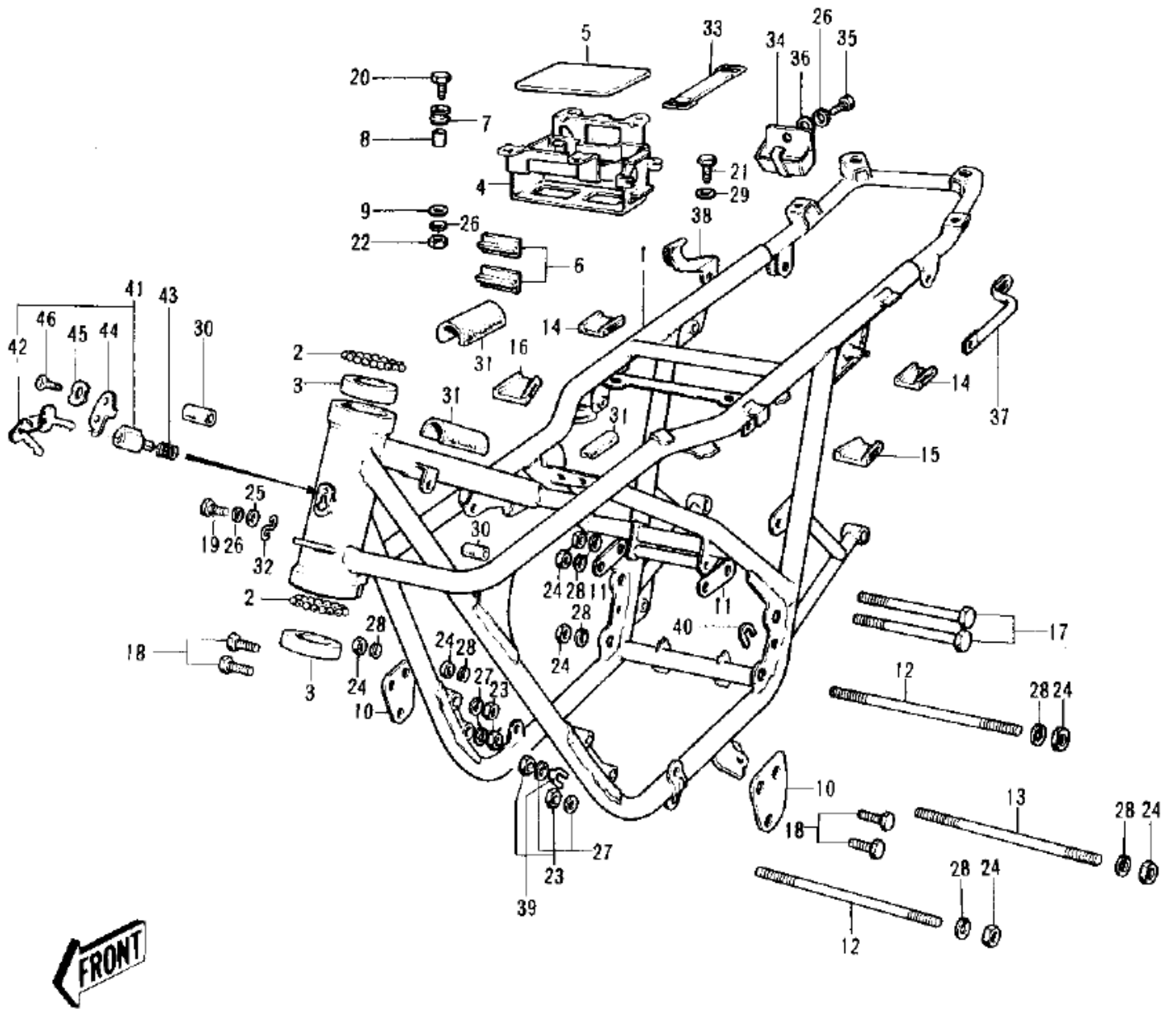
# 13- FOOTRESTS/STANDS/BRAKE PEDAL



**13- FOOTRESTS/STANDS/BRAKE PEDAL**

Ref n°	Part n°	Description	Qty	Spec Code
1	43005-033	SPRING,BRAKE PEDAL	1	S1-A/B
1	43005-033	SPRING,BRAKE PEDAL	1	S1-C,KH250-A5
2	43001-038	PEDAL-BRAKE	1	S1-A/B
2	43001-060	PEDAL,BRAKE	1	S1-C,KH250-A5
3	92022-085	WASHER BRAKE PEDAL	1	S1-A/B
3-1	482K0200	CIRCLIP 12MM	1	S1-C,KH250-A5
4	550D3020	PIN COTTER 3.0X20	1	S1-A/B
5	410B0600	WASHER PLAIN 6MM	1	
6	550D2015	PIN COTTER 2.0X15	1	
7	92043-034	PIN R BRK CABLE JOINT	1	
8	34028-011	BAR-FOOTREST,L.H	1	
9	92022-204	WASHER PL 22.5X36X2.3	2	
10	34003-040	HOLDER-FOTREST BAR LH	1	
11	92043-080	PIN-FOOTREST BAR FIT	2	
12	550D2515	PIN,COTTER,2.5X15	2	
13	34003-041	HOLDER-FOTREST BAR RH	1	
14	34028-012	BAR-FOOTREST,R.H	1	
15	92003-076	BOLT-L.H FOOTREST FIT	1	
16	315B1200	NUT-HEX-FINE,12MM	1	
17	92001-1068	BOLT,R.H.FOOTREST FIT	1	
18	461F1200	WASHER SPRING 12MM	1	
19	34028-009	BAR-RR FOOTREST (OPT)	2	
20	92076-024	RUBBER,REAR FOOTREST	2	
21	92022-199	WASHER-PLAIN (OPT)	2	
22	34029-008	HOLDER-STEP RR	2	S1-A
22	34029-011	BRACKET,REAR FOOTREST	2	S1-B/C,KH250-A5
23	92043-1464	PIN	2	
24	550D2012	PIN,COTTER,2.0X12	2	
25	410B1000	WASHER PLAIN 10MM	3	
26	461F1000	WASHER SPRING 10MM	2	
27	314B1000	NUT,10MM	1	
28	92001-1252	BOLT,HEX HEAD 10X35	1	S1-A/B
28	92003-079	BOLT-SIDE STAND	1	S1-C,KH250-A5
29	34024-051	STAND-SIDE	1	
30	34023-005	SPRING MAIN STAND	1	
31	92075-031	DAMPER RUBB SIDE STND	1	
32	34019-011	SHAFT MAIN STAND	1	
33	34023-010	SPRING-MAIN STAND	1	
34	34011-028	STAND-MAIN	1	
35	550D3025	PIN COTTER 3.0X25	1	
36	92075-115	DAMPER RUBB-MAIN STND	1	S1-A/B
36	92075-115	DAMPER RUBB-MAIN STND	1	S1-C,KH250-A5
37	314B1000	NUT,10MM	1	S1-A
37	92015-1429	NUT,10MM	1	S1-B
37	92019-021	NUT,LOCK,10MM	1	S1-C,KH250-A5
38	314B1000	NUT,10MM	1	S1-A

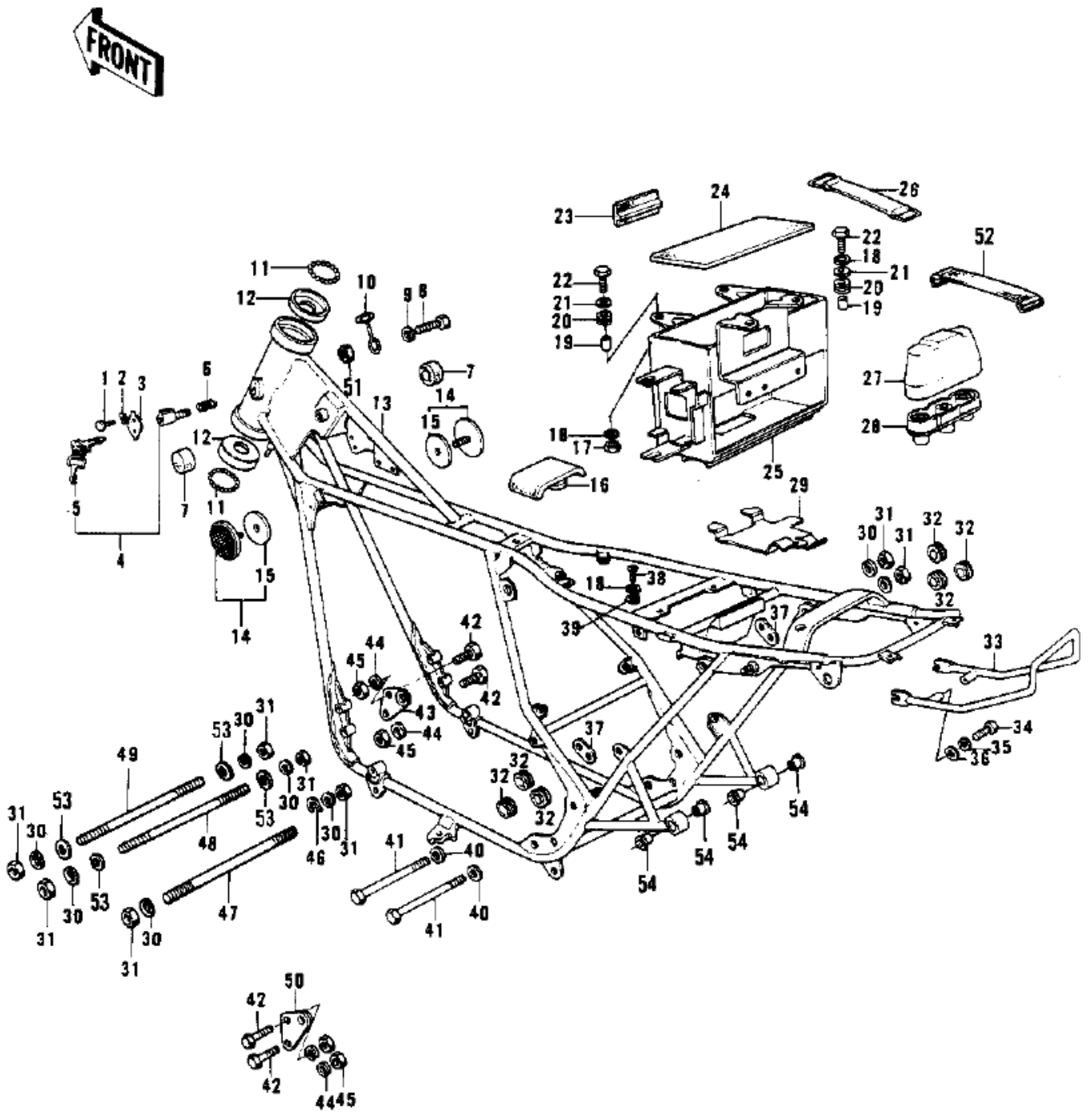
# 14- FRAME/FRAME FITTINGS (S1-A)



#### 14- FRAME/FRAME FITTINGS (S1-A)

Ref n°	Part n°	Description	Qty	Spec Code
1	32002-061	FRAME	1	
2	600A0800	BALL STEEL 1/4'	38	
3	92048-006	RACE STRNG STEM BERNG	2	
4	32099-008	CASE-BATTERY	1	
5	32103-006	MAT BATTERY	1	
6	32103-003	SEAT RECTIFIER RUBBER	2	
7	92075-076	DAMPER RUBBER	4	
8	92027-129	COLLAR,6.8X10X8.5	4	
9	92022-125	WASHER 6.5X20X1.6T	3	
10	32030-022	PLATE-ENGINE MOUNT	2	
11	32030-023	PLATE-ENGINE MOUNT	2	
12	92003-182	BOLT,10X237	2	
13	92003-181	BOLT,10X225	2	
14	31082-007	RUBBER PAD	2	
15	31082-008	RUBBER PAD	1	
16	31082-009	RUBBER PAD	1	
17	92001-1602	BOLT, FLANGED, 10X110	2	
18	92001-1182	BOLT,10X45	4	
19	112G0612	BOLT-UPSET,6X12	1	
20	112B0622	BOLT 6X22	4	
21	220B0614	SCREW PAN HEAD 6X14	1	
22	311B0600	NUT 6MM	4	
23	311B0800	NUT,8MM	4	
24	314B1000	NUT,10MM	4	
25	410B0600	WASHER PLAIN 6MM	3	
26	461F0600	WASHER SPRING 6MM	7	
27	461F0800	WASHER SPRING 8MM	4	
28	461F1000	WASHER SPRING 10MM	8	
29	464H0600	WASHER LOCK 6MM	2	
30	92075-044	DAMPER RUBBER	2	
31	51067-002	MAT FUEL TANK	3	
32	92037-108	CLAMP	1	
33	92071-012	GROMMET HARNESS 22MM	1	
34	32132-001	COVER-SPARK PLUG	1	
35	112B0614	BOLT-UPSET 6X14	1	
36	92022-024	WASHER PLAIN	1	
37	32109-013	FRAME GRIP	1	
38	32122-006	BRACKET-HELMET HOLDER	1	
39	92025-049	SHIM-ENG FIT RR,0.8MM	AR	
39	92025-050	SHIM-ENG FIT RR,1.0MM	AR	
39	92025-051	SHIM-ENG FIT RR,1.6MM	AR	
39	92025-052	SHIM-ENG FIT RR,2.0MM	AR	
40	92025-053	SHIM-ENG FIT FR,0.5MM	AR	
40	92025-054	SHIM-ENG FIT FR,0.8MM	AR	
40	92025-055	SHIM-ENG FIT FR,1.0MM	AR	
40	92025-056	SHIM-ENG FIT FR,1.6MM	AR	
40	92025-057	SHIM-ENG FIT FR,2.0MM	AR	
40	92025-058	SHIM-ENG FIT FR,2.3MM	AR	
41	27016-030	LOCK ASSY-STEERING	1	
42	27018-016-65	KEY SET,#265	AR	
42	27018-016-79	KEY SET,#279	AR	
43	27032-001	SPRING-STEERING LOCK	1	
44	11012-1134	CAP,STEERING LOCK	1	
45	92097-003	WASHER	1	
46	92008-007	SCREW-TAPPING	1	

15- FRAME/FRAME FITTINGS (S1-B/C,KH250-A5)



### 15- FRAME/FRAME FITTINGS (S1-B/C,KH250-A5) (1/2)

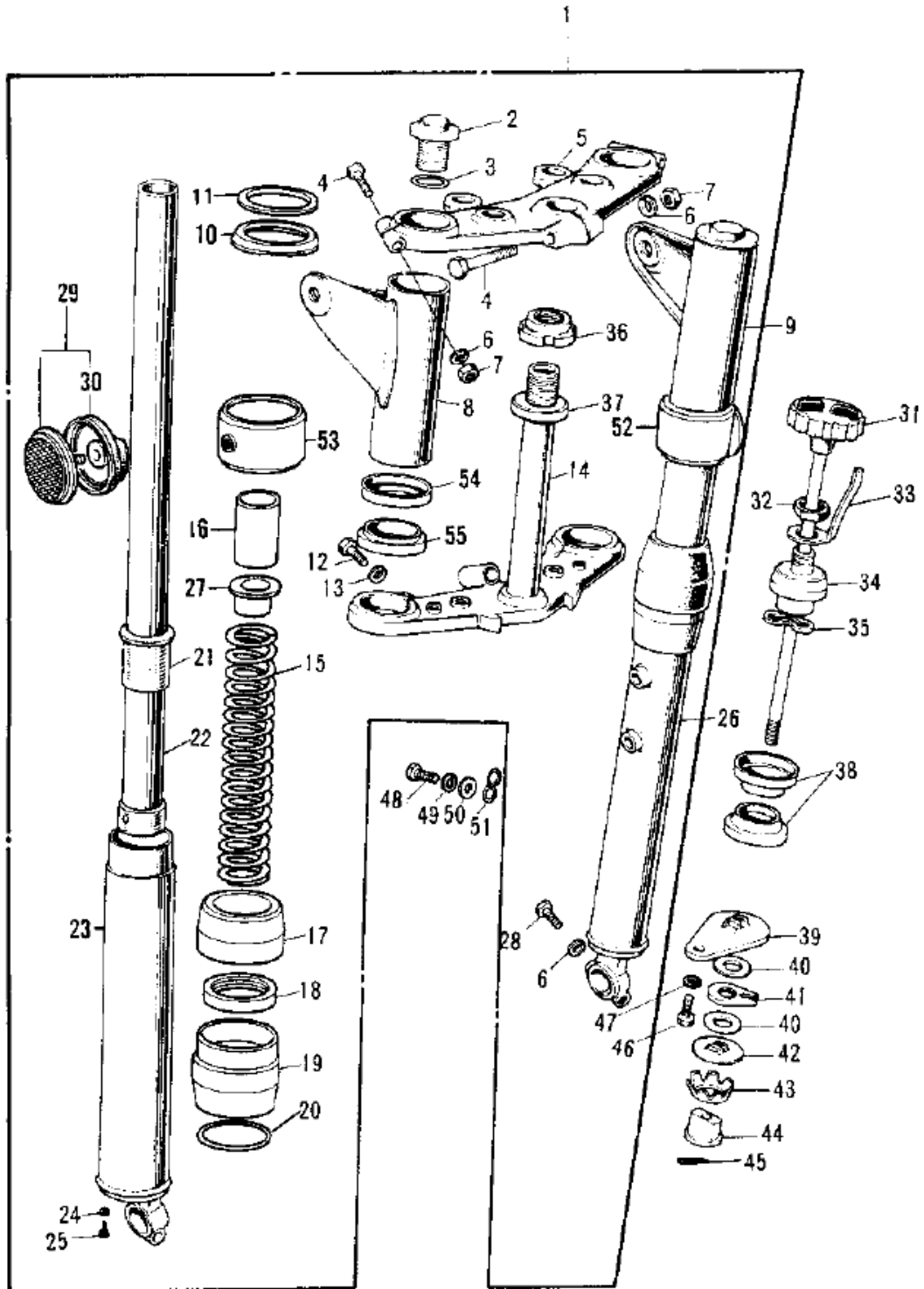
Ref n°	Part n°	Description	Qty	Spec Code
1	92008-007	SCREW-TAPPING	1	
2	92097-003	WASHER	1	
3	11012-1134	CAP,STEERING LOCK	1	
4	27016-038	LOCK ASSY,STEERING	1	
5	27008-055-01	KEY SET,#901	AR	
5	27008-055-10	KEY SET,#910	AR	
6	27032-001	SPRING-STEERING LOCK	1	
7	92075-101	DAMPER RUBBER-FL TANK	2	
8	110N0816	BOLT HEX HEAD 8X16	1	S1-B/C
8	112G0612	BOLT-UPSET,6X12	1	KH250-A5
9	461F0800	WASHER SPRING 8MM	1	S1-B/C
9	461F0600	WASHER SPRING 6MM	1	KH250-A5
10	92037-124	CLAMP,CABLE	1	S1-B
10	92037-139	CLAMP,CABLE	1	S1-C
10	92037-108	CLAMP	1	KH250-A5
11	600A0800	BALL STEEL 1/4'	38	
12	92048-006	RACE STRNG STEM BERNG	2	
13	32002-077	FRAME	1	S1-B
13	32002-129	FRAME	1	S1-C
13	32003-133	UNAVAILABLE IN PRICE BOOK	1	S1-C
14	28001-026	REFLECTOR,REFLEX	2	KH250-A5
15	92094-011	DAMPER RUBBER,REFLECT	2	KH250-A5
16	92075-214	DAMPER RUBBER,FL TANK	1	
17	311B0600	NUT 6MM	2	
18	461F0600	WASHER SPRING 6MM	5	
19	92027-129	COLLAR,6.8X10X8.5	4	
20	92075-076	DAMPER RUBBER	4	
21	92022-125	WASHER 6.5X20X1.6T	4	
22	112B0622	BOLT 6X22	4	
23	32103-003	SEAT RECTIFIER RUBBER	2	S1-B/C
23	32103-003	SEAT RECTIFIER RUBBER	1	KH250-A5
24	32103-006	MAT BATTERY	1	
25	32097-031	CASE,BATTERY	1	S1-B/C
25	32097-037	CASE,BATTERY	1	KH250-A5
26	92072-045	BAND,OIL TANK	1	
27	32132-003	COVER-SPARK PLUG	1	
28	32132-002	HOLDER-SPARK PLUG COV	1	
29	32116-004	BRACKET,FUSE CASE	1	KH250-A5
30	461F1000	WASHER,SPRING,10MM	8	
31	314B1000	NUT,10MM	8	
32	92071-056	GROMMET	6	
33	35032-028	STAY,REAR FENDER	6	
34	115G0820	BOLT,8X20	1	
35	461F0800	WASHER SPRING 8MM	3	S1-B/C
35	461F0800	WASHER SPRING 8MM	2	KH250-A5
36	411B0800	WASHER PLAIN 8MM	3	S1-B/C
36	411B0800	WASHER PLAIN 8MM	2	KH250-A5
37	32030-023	PLATE-ENGINE MOUNT	2	
38	220B0614	SCREW PAN HEAD 6X14	1	
39	464H0600	WASHER LOCK 6MM	1	
40	92022-265	WASHER,PLAIN,10MM	2	KH250-A5
41	92001-1602	BOLT, FLANGED, 10X110	2	
42	92001-1182	BOLT,10X45	4	



**15- FRAME/FRAME FITTINGS (S1-B/C,KH250-A5) (2/2)**

43	32030-030	PLATE,ENGINE MOUNT,FR	1	S1-C
43	32030-033	PLATE,L.H ENG MOUNT	1	KH250-A5
43	32030-032	PLATE,R.H ENG MOUNT	1	KH250-A5
44	461F0800	WASHER SPRING 8MM	4	
45	311B0800	NUT,8MM	4	
46	92025-057	SHIM-ENG FIT FR,2.0MM	2	
47	92003-182	BOLT,10X237	1	
48	92003-181	BOLT,10X225	1	
49	92003-209	BOLT,10X252	1	
50	32030-033	PLATE,L.H ENG MOUNT	1	
51	311B0800	NUT,8MM	1	S1-B/C
52	92072-053	BAND-SPARK PLUG COVER	1	S1-B/C
53	92022-265	WASHER,PLAIN,10MM	4	S1-B/C

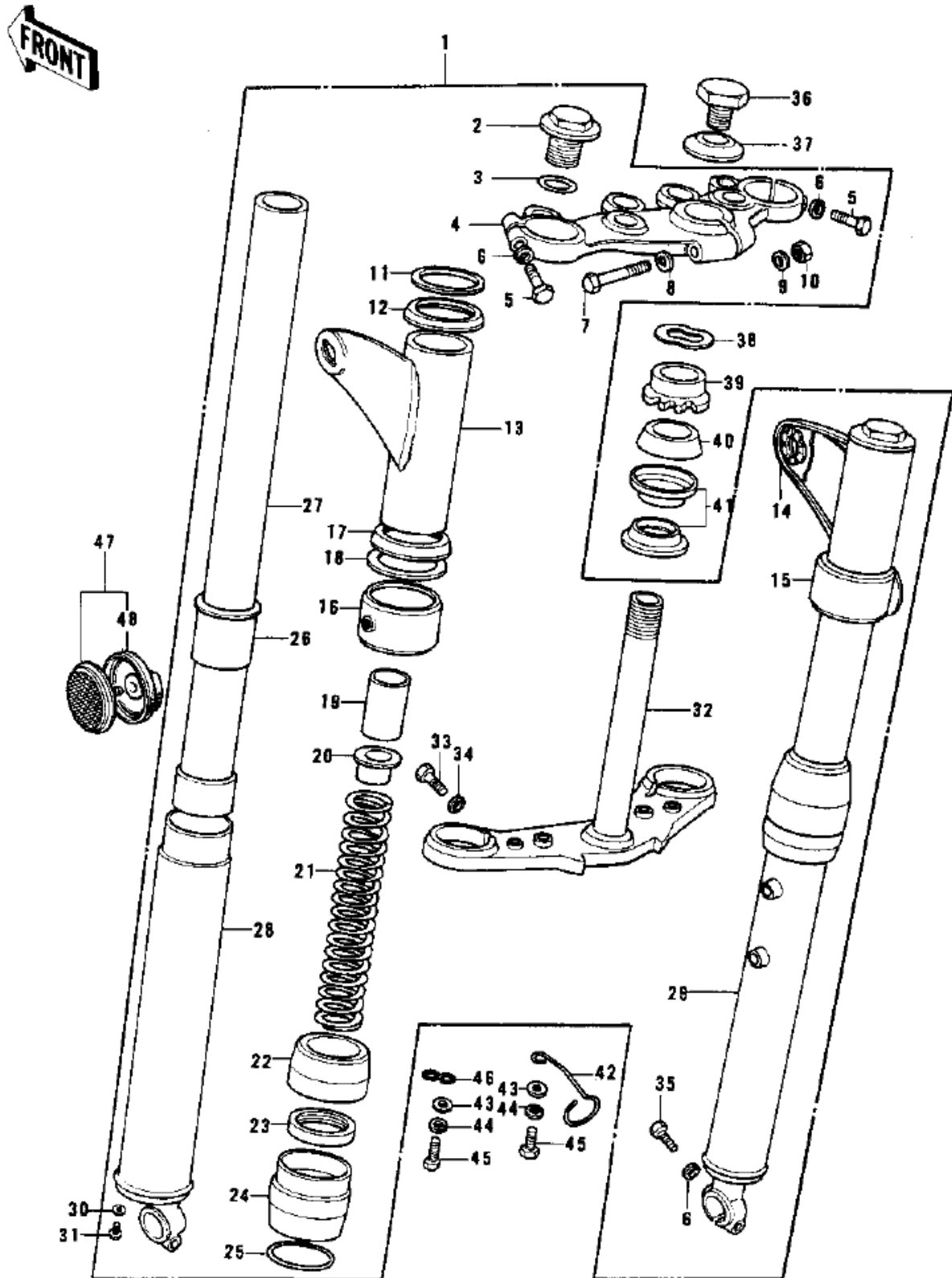
# 16- FRONT FORK (S1-A/B)



**16- FRONT FORK (S1-A/B)**

Ref n°	Part n°	Description	Qty	Spec Code
1	44001-104-21	FORK-FRONT,BLACK	1	
2	44041-037	BOLT-FORK FITTING	2	
3	44046-015	'O' RING FORK TOP	2	
4	44041-038	BOLT-HEX HEAD,8X55	3	
5	44039-052	HEAD,STEERING STEM	1	
6	461F0800	WASHER SPRING 8MM	4	
7	311B0800	NUT,8MM	3	
8	44033-054-21	COVER,L.H FORK,F.BLK	1	
9	44034-054-21	COVER,R.H FORK,F.BLK	1	
10	44043-047	WASHER,FORK COVER	2	
11	44045-039	GASKET,FORK COVER	2	
12	92001-1252	BOLT,HEX HEAD 10X35	2	
13	461F1000	WASHER SPRING 10MM	2	
14	44037-059	STEM,STEERING	1	
15	44026-038	SPRING-FORK	2	
16	44028-022	SPACER-FORK SPRG GIDE	2	
17	44010-017	DUST SHIELD	2	
18	44009-020	OIL SEAL,FORK	2	
19	44007-015	NUT FORK OUTER TUBE	2	
20	44046-016	'O' RING OUTER TUBE	2	
21	44015-011	GUIDE FORK INNER TUBE	2	
22	44013-031	TUBE-FORK INNER	2	
23	44005-039	TUBE,LH,FORK OUTER	1	
24	44045-002	GASKET FORK DRAIN PLG	2	
25	220B0408	SCREW PAN HEAD 4X8	2	
26	44006-037	TUBE,RH,FORK OUTER	1	
27	44029-019	GUIDE-FORK SPRING	2	
28	44041-017	BOLT FRNT AXLE PINCH	1	
29	28001-029	REFLECTOR,REFLEX,FRNT	2	
30	28016-002	DAMPER RUBBER-REFLEX	2	
31	46101-007	KNOB-STEERING DAMPER	1	
32	315N1200A	NUT 12MM	1	
33	46126-001	SPRING STRG DAMP KNOB	1	
34	92090-020	BOLT-STEERING STEM	1	
35	46100-002	WASHER-WAVE	1	
36	92090-007	NUT STEERING STEM LCK	1	
37	46098-016	CAP, STEERING STEM	1	
38	92047-006	CONE STRNG STEM BERNG	2	
39	46106-007	PLATE-STRG DAMP STEEL	1	
40	46104-005	PLATE STRG DAMP FRCTN	1	
41	46105-005	PLATE STRG DAMP ANCHR	1	
42	46106-008	PLATE-STRG DAMP STEEL	1	
43	46124-006	SPRING-STEERING DAMP	1	
44	46125-005	NUT STRG DAMPER GUIDE	1	
45	550D1615	PIN COTTER 1.6X15	1	
46	114G0812	BOLT SMALL	1	
47	461F0800	WASHER SPRING 8MM	1	
48	112G0612	BOLT-UPSET,6X12	1	
49	461F0600	WASHER SPRING 6MM	1	
50	410B0600	WASHER PLAIN 6MM	1	
51	92037-046	CLAMP-CABLE	1	
52	44064-011	GUIDE,R.H FORK COVER	1	
53	44064-012	GUIDE,L.H FORK COVER	1	
54	44032-005	CAP,FORK COVER	2	
55	44045-039	GASKET,FORK COVER	2	

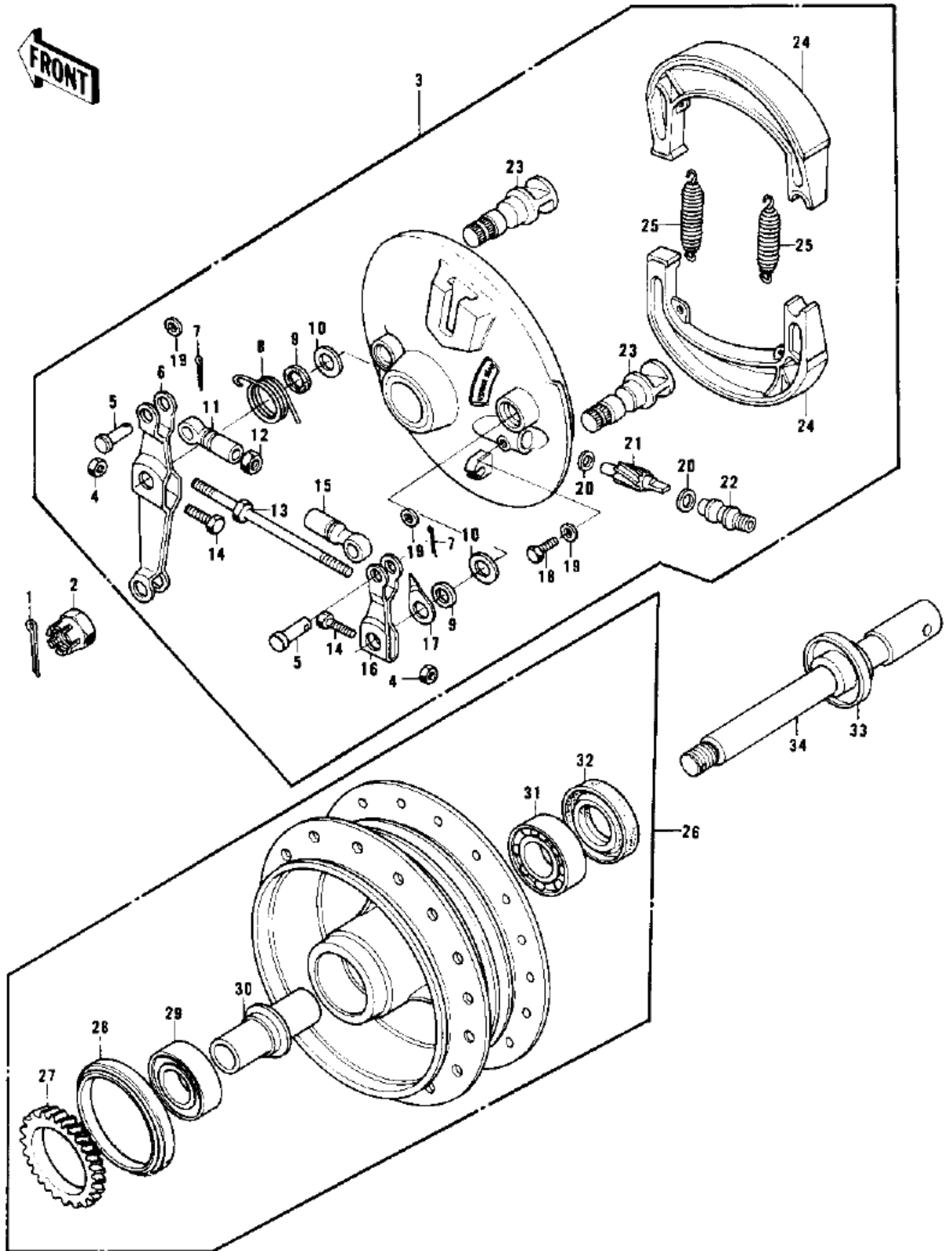
17- FRONT FORK (S1-C,KH250-A5)



### 17- FRONT FORK (S1-C,KH250-A5)

Ref n°	Part n°	Description	Qty	Spec Code
1	44001-140-21	FORK-FRONT,BLACK	1	S1-C
1	44001-180-21	FORK-FRONT,F.BLACK	1	KH250-A5
2	44041-037	BOLT-FORK FITTING	2	
3	92055-1012	"O" RING,FORK TOP	2	
4	44039-052	HEAD,STEERING STEM	1	
5	44041-044	BOLT-STEERING STEM HD	2	
6	461F0800	WASHER SPRING 8MM	3	
7	44041-042	BOLT-STEERING STEM HD	1	
8	463H0800	WASHER LOCK 8MM	1	S1-C
9	410B0800	WASHER PLAIN 8MM	1	S1-C
9	461F0800	WASHER SPRING 8MM	1	KH250-A5
10	92015-1124	NUT,LOCK,8MM	1	
10	92015-1124	NUT,LOCK,8MM	AL	
11	44045-039	GASKET,FORK COVER	2	
12	44043-047	WASHER,FORK COVER	2	
13	44033-054-21	COVER,L.H FORK,F.BLK	1	
14	44034-054-21	COVER,R.H FORK,F.BLK	1	
15	44064-011	GUIDE,R.H FORK COVER	1	S1-C
15	44064-015	GUIDE,FORK COVER	1	KH250-A5
16	44064-012	GUIDE,L.H FORK COVER	1	S1-C
16	44064-015	GUIDE,FORK COVER	1	KH250-A5
17	44032-005	CAP,FORK COVER	2	
18	44045-029	GASKET FORK COVER	2	
19	44028-022	SPACER-FORK SPRG GIDE	2	
20	44029-019	GUIDE-FORK SPRING	2	
21	44026-038	SPRING-FORK	2	
22	44010-017	DUST SHIELD	2	
23	44009-020	OIL SEAL,FORK	2	
24	44007-015	NUT FORK OUTER TUBE	2	
25	44046-016	'O' RING OUTER TUBE	2	
26	44015-011	GUIDE FORK INNER TUBE	2	
27	44013-031	TUBE-FORK INNER	2	
28	44005-039	TUBE,LH,FORK OUTER	1	
29	44006-037	TUBE,RH,FORK OUTER	1	
30	44045-002	GASKET FORK DRAIN PLG	2	
31	220B0408	SCREW PAN HEAD 4X8	1	
32	44037-075	STEM,STEERING	1	S1-C
32	44037-099	STEM,STEERING	1	KH250-A5
33	113B1032	BOLT HEX HEAD 10X32	2	
34	461F1000	WASHER SPRING 10MM	2	
35	44041-017	BOLT FRNT AXLE PINCH	1	
36	92007-031	BOLT,STEERG STEM HEAD	1	
37	92022-230	WASHER,STEERG STM HD	1	
38	46100-003	WASHER,WAVE	1	
39	92090-007	NUT STEERING STEM LCK	1	
40	46098-016	CAP, STEERING STEM	1	
41	92047-006	CONE STRNG STEM BERNG	2	
42	92037-099	CLAMP-CABLE	1	
43	410B0600	WASHER PLAIN 6MM	2	
44	461F0600	WASHER SPRING 6MM	2	
45	112G0612	BOLT-UPSET,6X12	2	
46	92037-046	CLAMP-CABLE	1	
47	26001-029	UNAVAILABLE IN PRICE BOOK	2	S1-C
48	28016-002	DAMPER RUBBER-REFLEX	2	S1-C

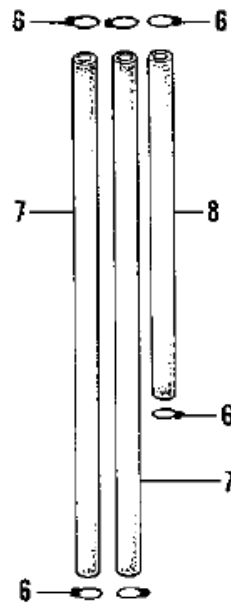
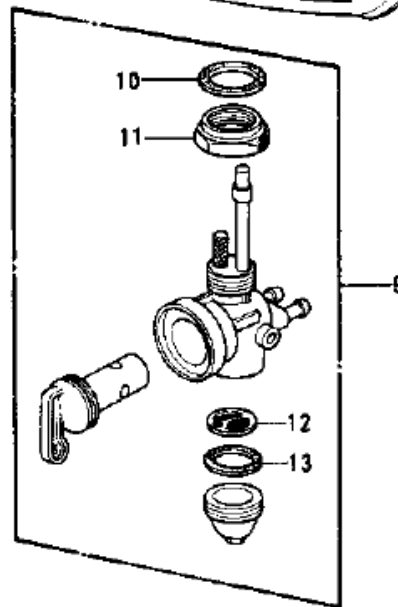

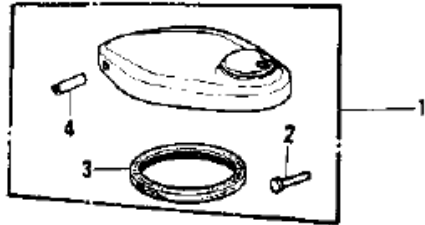
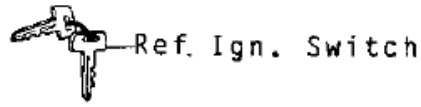
18- FRONT HUB/BRAKE



**18- FRONT HUB/BRAKE**

Ref n°	Part n°	Description	Qty	Spec Code
1	550D3030	PIN COTTER 3.0X30	1	S1-A/B/C
1	550D3028	PIN,COTTER,3.0X28	1	KH250-A5
2	320B1400	NUT-CASTLE,14MM	1	
3	41035-066-80	PANEL-ASY,FR BRK BUFF	1	S1-A
3	41035-066-80	PANEL-ASY,FR BRK BUFF	1	S1-B/C
3	41035-066-80	PANEL-ASY,FR BRK BUFF	1	KH250-A5
4	311B0600	NUT 6MM	2	S1-A/B
4	41072-007	NUT,6MM	2	S1-C,KH250-A5
5	41055-003	PIN BRAKE CONNECT ROD	2	
6	41053-011	LEVER FRT BRK CAM 1ST	1	
7	550D1210	PIN COTTER 1.2X10	2	
8	41056-001	SPRING FR BRK CAM LEV	1	
9	41051-001	DUST SHIELD BRAKE CAM	2	
10	41052-005	WASHER,BRAKE CAMSHAFT	2	
11	41058-008	ROD END,BRK CONNECT	1	
12	311B0500	NUT,5MM	1	
13	41057-004	ROD BRK CAM LEV CONCT	1	
14	112G0630	BOLT-UPSET	2	
15	41058-009	ROD END,BRK CONNECT	1	
16	41053-012	LEVER FRT BRK CAM 2ND	1	
17	41085-009	INDICATOR,BRAKE PANEL	1	S1-B
17	41085-001	INDICATOR,FRONT BRAKE	1	S1-C,KH250-A5
18	112G0618	BOLT-UPSET	1	
19	411B0600	WASHER PLAIN 6MM	3	
20	41063-003	WASHER PINION THRUST	2	
21	41060-007	PINION SPEEDOMETER	1	
22	41062-003	BUSH SPEDMETER PINION	1	
23	41050-004	CAM SHAFT FRONT BRAKE	1	S1-A
23	41050-016	CAM SHAFT,FRONT BRAKE	1	S1-B/C,KH250-A5
24	41048-019	SHOE,BRAKE	2	
25	41049-004	SPRING FRNT BRK SHOE	2	
26	41034-007	DRUM-ASSY,FR BRK	1	
27	41059-009	GEAR SPEEDOMETER	1	
28	92050-017	OIL SEAL WOC55687	1	
29	601B6302Z	BEARING BALL #6302Z	1	
30	41039-011	SPACER F AXLE BEARING	1	
31	601B6302	BEARING BALL #6302	1	
32	92052-005	OIL SEAL WTC25428	1	
33	41069-007	COLLAR F AXL OIL SEAL	1	
34	41069-035	UNAVAILABLE IN PRICE BOOK	1	

19- FUEL TANK (KH250-A5)

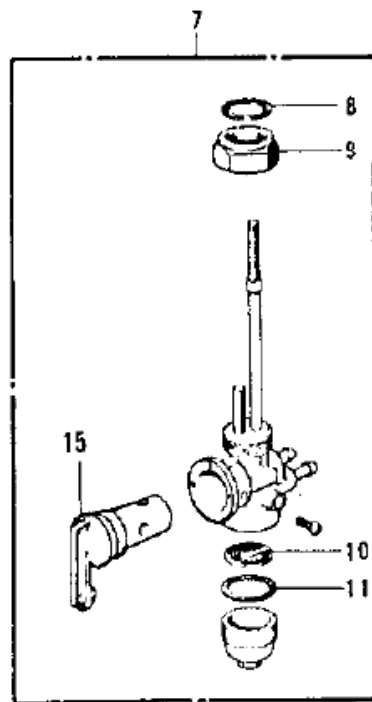
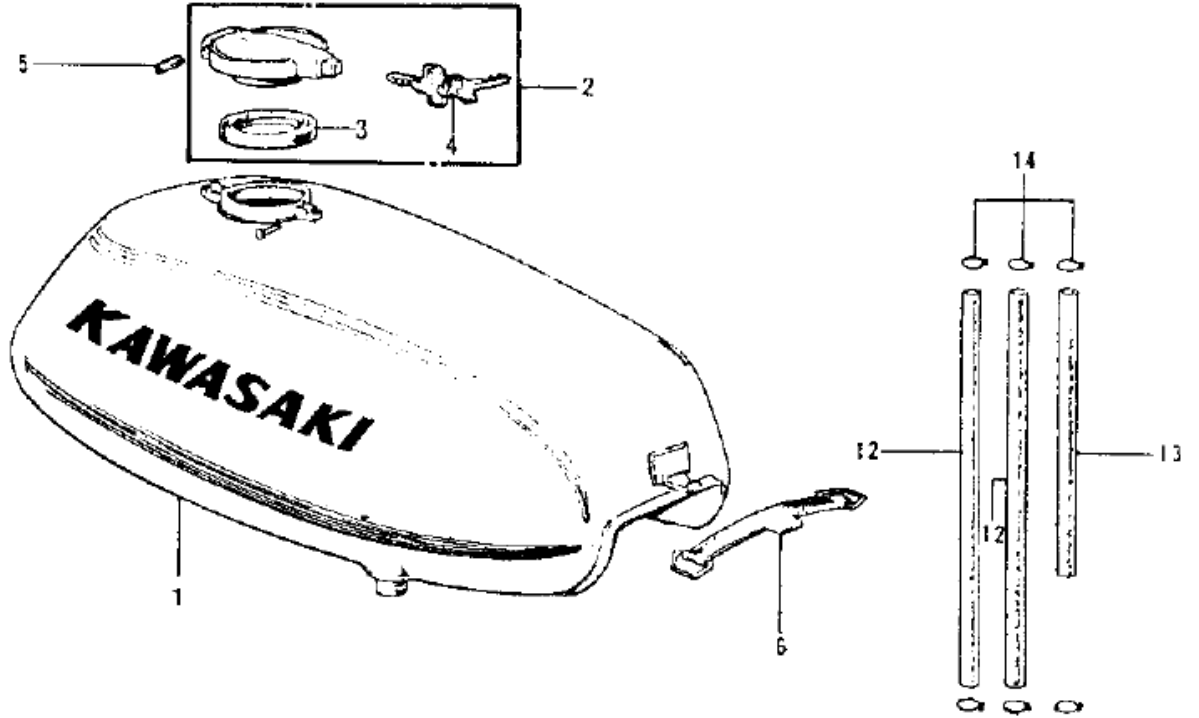




**19- FUEL TANK (KH250-A5)**

Ref n°	Part n°	Description	Qty	Spec Code
1	51048-012	CAP,FUEL TANK	1	
2	92043-126	PIN,HOOK	1	
3	51059-008	GASKET-FUEL TANK CAP	1	
4	92043-127	PIN,CAP HINGE	1	
5	51001-110-3R	TANK-FUEL,C.S.RED	1	
6	92037-010	CLAMP FUEL PIPE	6	
7	92059-073	PIPE-FUEL	2	
8	92059-074	TUBE	1	
9	51023-039	COCK ASSY,FUEL	1	
10	92065-081	GASKET-FUEL COCK JNT.	1	
11	51035-009	FUEL COCK JOINT NUT	1	
12	51038-007	STRAINER FUEL	1	
13	51037-010	GASKET FUEL COCK CUP	1	

20- FUEL TANK (S1-A)

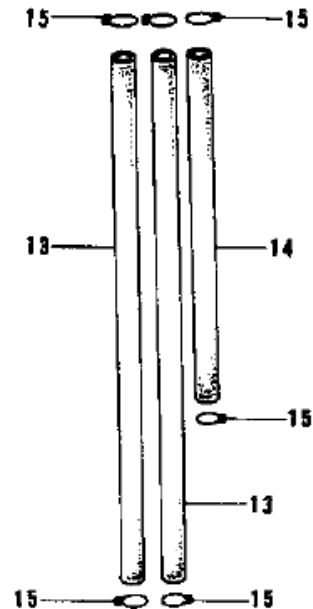
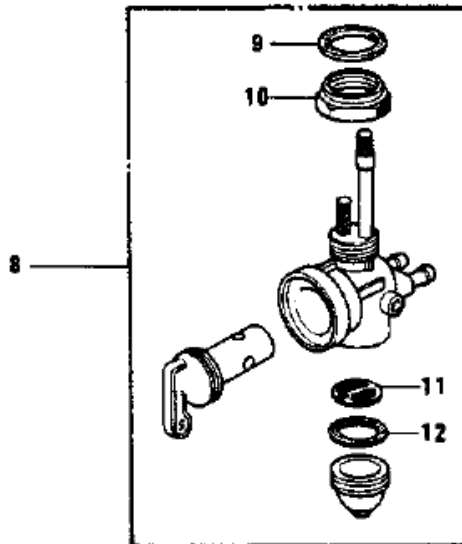
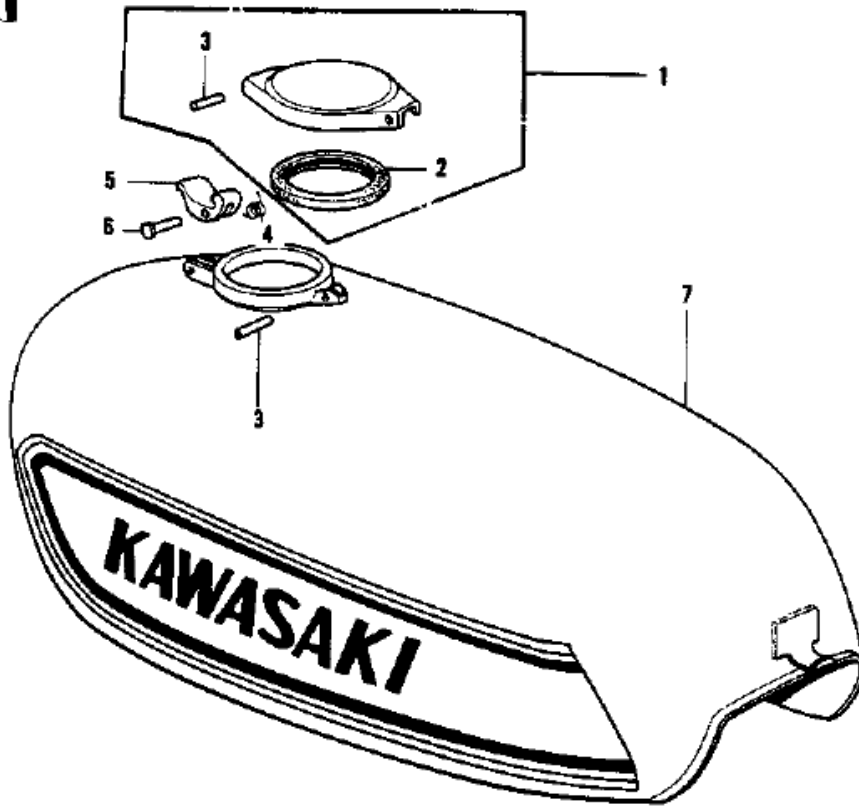


**20- FUEL TANK (S1-A)**

Ref n°	Part n°	Description	Qty	Spec Code
1	51001-080-91	TANK-FUEL,C.ORANGE	1	
1	51001-080-93	TANK-FUEL,C.BLUE	1	
1	51001-080-94	TANK-FUEL,C.GOLD	1	
2	51049-020	CAP ASSY-FUEL TANK	1	
3	51059-008	GASKET-FUEL TANK CAP	1	
4	27018-016-65	KEY SET,#265	AR	
4	27018-016-79	KEY SET,#279	AR	
5	92043-094	PIN-TANK CAP FITTING	1	
6	92072-050	BAND-FUEL TANK	1	
7	51023-039	COCK ASSY,FUEL	NA	
7	51023-039	COCK ASSY,FUEL	1	
8	92065-081	GASKET-FUEL COCK JNT.	1	
9	51035-009	FUEL COCK JOINT NUT	1	
10	51038-007	STRAINER FUEL	1	
11	51037-010	GASKET FUEL COCK CUP	1	
12	92059-073	PIPE-FUEL	2	
13	92059-074	TUBE	1	
14	92037-010	CLAMP FUEL PIPE	6	
15	51030-001	FUEL COCK LEVER SET	1	USE FOR 51023-026

21- FUEL TANK (S1-B/C)

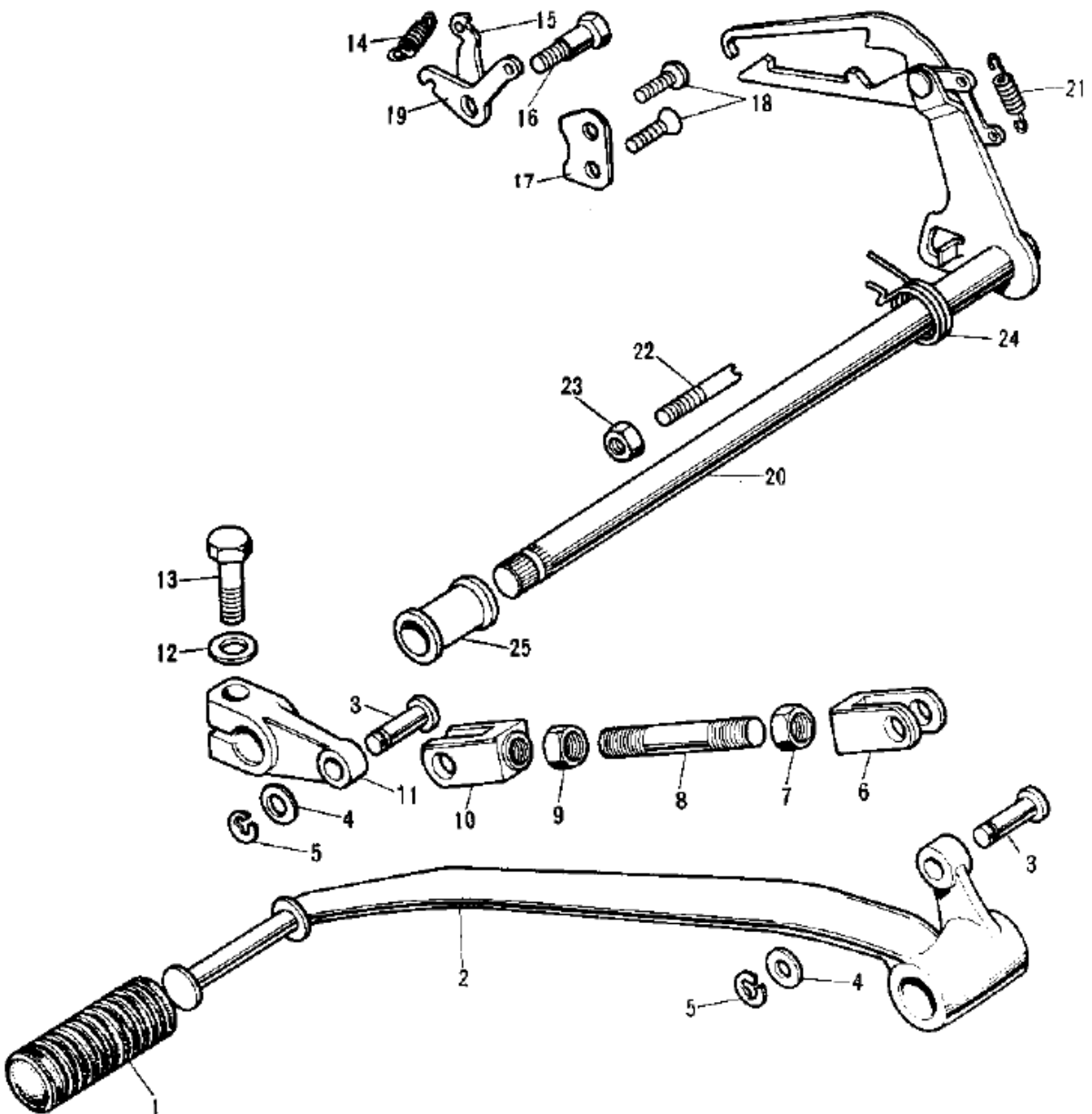
FRONT



**21- FUEL TANK (S1-B/C)**

Ref n°	Part n°	Description	Qty	Spec Code
1	51048-007	CAP ASSY,FUEL TANK	1	
2	51059-008	GASKET-FUEL TANK CAP	1	
3	92043-096	PIN,TANK CAP FIT	2	
4	51053-003	SPRING-HOOK	1	
5	51063-002	HOOK,FUEL TANK CAP	1	
6	92043-091	PIN,TANK CAP	1	
7	51001-089-1Z	TANK-FUEL,C.GREEN	1	S1-B
7	51001-089-2L	TANK-FUEL,C.BLUE	1	S1-C
8	51023-039	COCK ASSY,FUEL	1	
9	92065-081	GASKET-FUEL COCK JNT.	1	
10	51035-009	FUEL COCK JOINT NUT	1	
11	51038-007	STRAINER FUEL	1	
12	51037-010	GASKET FUEL COCK CUP	1	
13	92059-073	PIPE-FUEL	2	
14	92059-074	TUBE	1	
15	92037-010	CLAMP FUEL PIPE	6	

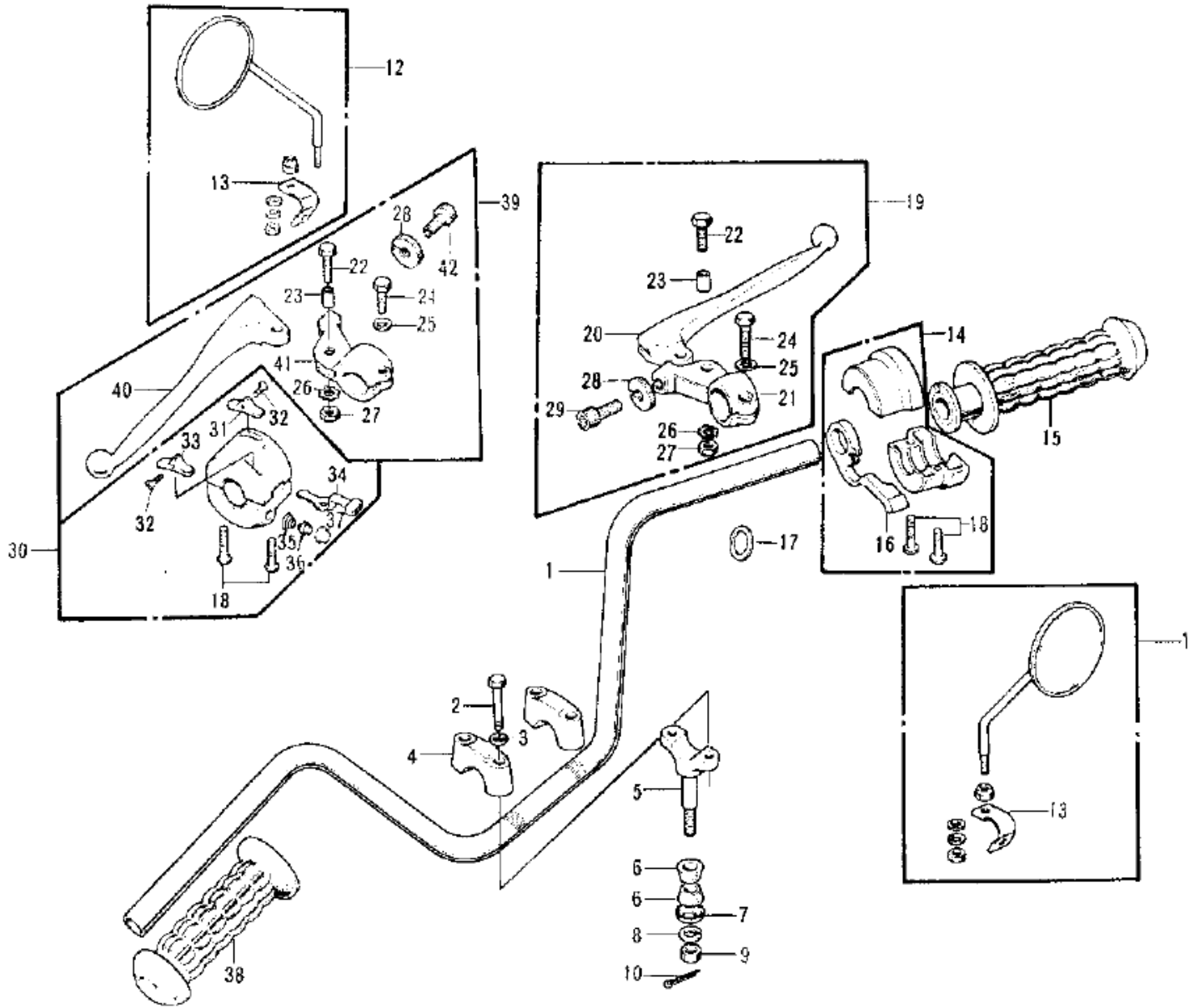
# 22- GEAR CHANGE MECHANISM



## 22- GEAR CHANGE MECHANISM

Ref n°	Part n°	Description	Qty	Spec Code
1	13157-004	RUBBER CHANGE PEDAL	1	
2	13242-009	PEDAL ASY,GEAR CHANGE	1	
3	92043-069	PIN	2	
4	92022-1028	WASHER,PLAIN	2	
5	482K5000	CIRCLIP 5MM	2	
6	13159-008	CONNECTOR,B	1	
7	92017-010	NUT,8MM	1	
8	92003-074	ROD	1	
9	318N0800	NUT,8MM	1	
10	13159-007	CONNECTOR,A	1	
11	13158-007	LEVER-GEAR CHANGE	1	
12	461F0800	WASHER SPRING 8MM	1	
13	92150-1488	BOLT	1	S1-A/B
13	115G0825	BOLT-SMALL-UPSET 8X25	1	S1-C,KH250-A5
14	92081-091	SPRING-COIL	1	
15	13170-005	PLATE-CHNG DRUM LEVER	1	
16	92011-023	SCREW-PAN HEAD	1	
17	13169-007	PLATE-DRUM LEV POSTON	1	
18	221B0616	SCREW CNTSNK HD 6X16	2	
19	13236-002	LEVER ASSY-CHNG RETRN	1	
20	13161-036	LEVER ASSY GEAR CHNG	1	
21	92144-1720	SPRING,CHANGE LEVER	1	
22	92001-1401	BOLT,RETURN SPRING	1	
23	312B0800	NUT 8MM	1	
24	92081-1129	SPRING,TENTION	1	
25	13171-004	DUST SHIELD-CHNG SHT	1	

# 23- HANDLEBAR (S1-A)

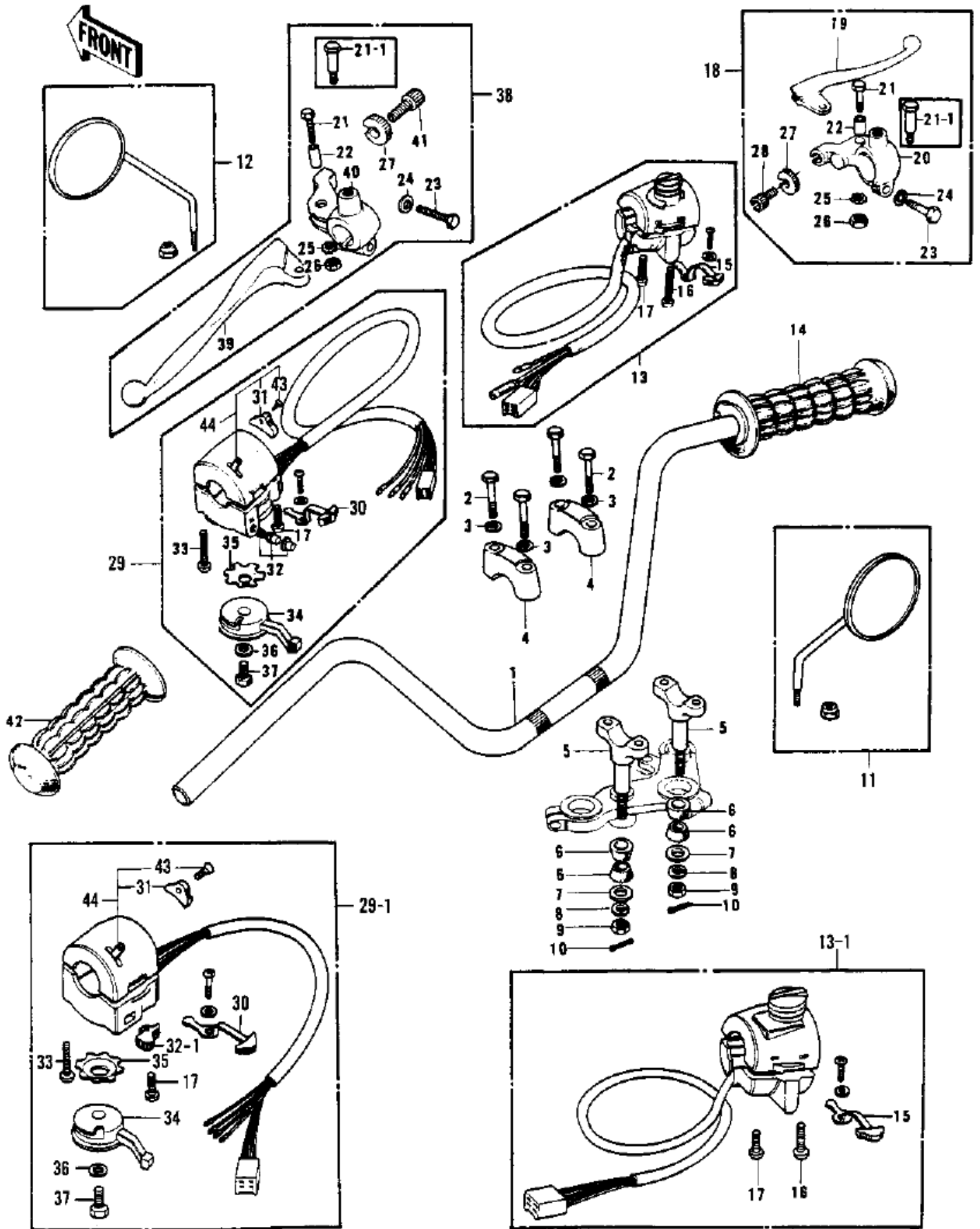




**23- HANDLEBAR (S1-A)**

Ref n°	Part n°	Description	Qty	Spec Code
1	46003-030	HANDLEBAR	1	
2	92001-1405	BOLT 8X38	4	
3	461F0800	WASHER SPRING 8MM	4	
4	46012-008	HOLDER-HANDLEBAR	2	
5	46012-010	HOLDER-HANDLEBAR LOW	2	
6	92075-039	DAMPER RUBBER HANDLE	4	
7	46016-003	CAP HANDLEBAR HOLDER	2	
8	461F1000	WASHER SPRING 10MM	2	
9	314B1000	NUT,10MM	2	
10	554A0800	PIN,SNAP	2	
11	56002-024	REAR VIEW MIRROR R.H.	1	
12	56003-016	REAR VIEW MIRROR LH	1	
13	56006-001	BRACKET	AR	
14	46018-024	CASE ASSY-R.H	1	
15	46019-023	GRIP ASSY-THROTTLE	1	
16	46096-007	LEVER-STARTER	1	
17	46114-003	WASHER,WAVE	1	
18	220B0522	SCREW PAN HEAD 5X22	4	
19	46021-018	LEVER ASSY,FRNT BRAKE	1	
20	46058-004	LEVER FRONT BRAKE	1	
21	46060-008	HOLDER,FR BRAKE LEVER	1	
22	92007-020	BOLT HEX HEAD 5X20	2	
23	46059-011	COLLAR LEVER	2	
24	110N0625	BOLT HEX HEAD 6X25	2	
25	410B0600	WASHER PLAIN 6MM	2	
26	464H0500	WASHER LOCK 5MM	2	
27	312B0500	NUT 5MM	2	
28	46056-005	NUT-LOCK	2	
29	46055-003	SCREW CABLE ADJUST	2	
30	46091-005	CASE ASSY-L.H	1	
31	46044-008	KNOB-L.H SWITCH,B	1	
32	221B0308A	SCREW CNTSNK HD 3X8	2	
33	46044-011	KNOB-L.H SWITCH	1	
34	46044-007	KNOB-SWITCH	1	
35	27010-1009	SWITCH ASSY,HORN BUTN	1	
36	27010-1009	SWITCH ASSY,HORN BUTN	1	
37	27010-1009	SWITCH ASSY,HORN BUTN	1	
37	27010-1009	SWITCH ASSY,HORN BUTN	1	INCL. REF. #S 35-37
38	46075-017	RUBBER-L.H GRIP	1	
39	46076-026	LEVER ASSY-CLUTCH	1	
40	46092-015	LEVER-CLUTCH	1	
41	46094-010	HOLDER,CLUTCH LEVER	1	
42	46055-006	SCREW ADJUST	1	

# 24- HANDLEBAR (S1-B/C,KH250-A5)



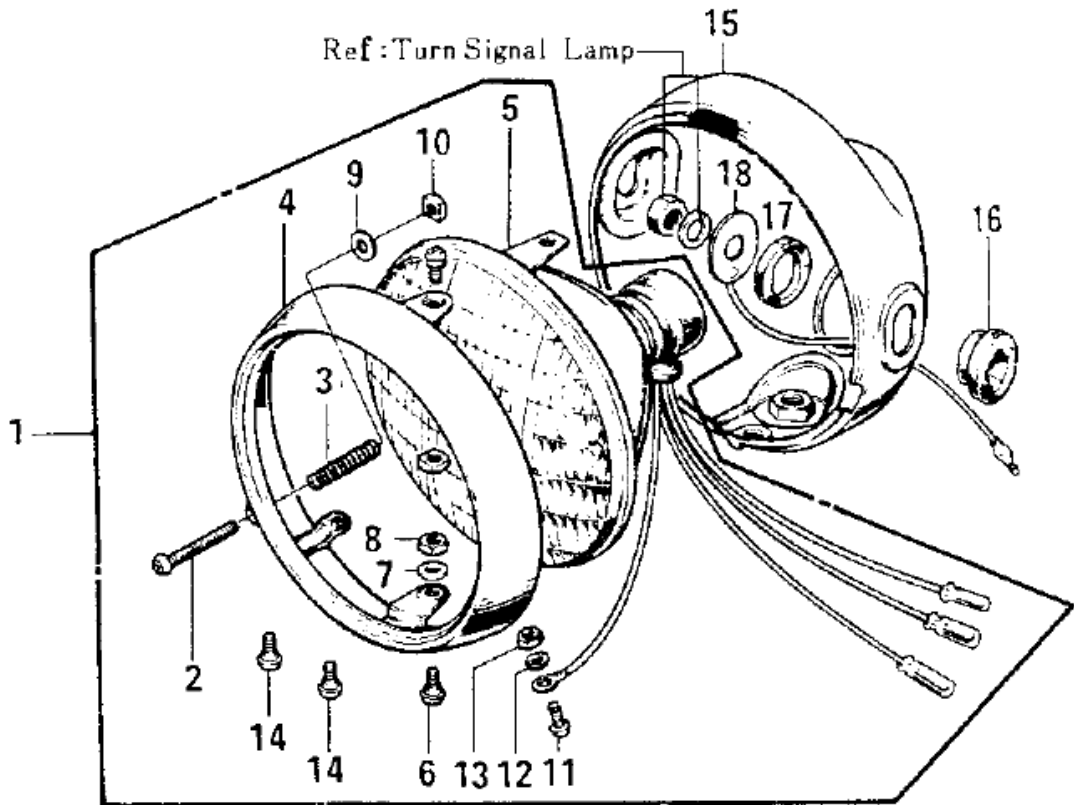
## 24- HANDLEBAR (S1-B/C,KH250-A5) (1/2)

Ref n°	Part n°	Description	Qty	Spec Code
1	46003-030	HANDLEBAR	1	
2	92001-1405	BOLT 8X38	4	
3	461F0800	WASHER SPRING 8MM	4	
4	46012-008	HOLDER-HANDLEBAR	2	
5	46012-010	HOLDER-HANDLEBAR LOW	2	
6	92075-039	DAMPER RUBBER HANDLE	4	
7	46016-003	CAP HANDLEBAR HOLDER	2	
8	461F1000	WASHER SPRING 10MM	2	
9	314B1000	NUT,10MM	2	
10	554A0800	PIN,SNAP	2	
11	56002-020	REAR VIEW MIRROR,R.H	1	S1-B/C
11	56002-029	REAR VIEW MIRROR,R.H	1	KH250-A5
12	56003-009	REAR VIEW MIRROR,L.H	1	S1-B/C
12	56003-019	REAR VIEW MIRROR,L.H	1	KH250-A5
13	46132-007	CASE ASSY,R.H	1	S1-B
13-1	46132-017	CASE ASSY,R.H	1	S1-C
13-1	46132-025	CASE ASSY,R.H	1	KH250-A5
13-1	46132-026	CASE ASSY,R.H	1	KH250-A5 (CN)
14	46019-023	GRIP ASSY-THROTTLE	1	S1-B/C
14	46019-041	GRIP ASSY,THROTTLE	1	KH250-A5
15	46043-006	KNOB,LIGHING SWITCH	1	
16	220B0535	SCREW-PAN-CROS	1	
17	220B0522	SCREW PAN HEAD 5X22	2	
18	46021-025	LEVER ASSY,FRNT BRAKE	1	S1-B/C
18	46021-031	LEVER ASSY,FRNT BRAKE	1	KH250-A5
19	46058-004	LEVER FRONT BRAKE	1	
20	46060-011-21	HOLDER,FR LEVER,F.BLK	1	S1-B/C
20	46060-009-21	HOLDER-FR BRK LEV,BLK	1	KH250-A5
21	92007-020	BOLT HEX HEAD 5X20	2	S1-B
21-1	92007-046	BOLT,HEX HEAD,5X22	2	S1-C,KH250-A5
22	46059-011	COLLAR LEVER	2	S1-B
23	110N0625	BOLT HEX HEAD 6X25	2	
24	410B0600	WASHER PLAIN 6MM	2	
25	464H0500	WASHER LOCK 5MM	2	S1-B
26	312B0500	NUT 5MM	2	S1-B
26	92019-014	NUT-LOCK,5MM	2	S1-C,KH250-A5
27	46056-005	NUT-LOCK	2	
28	46055-003	SCREW CABLE ADJUST	1	
29	46091-014	CASE ASSY,L.H	1	S1-B
29-1	46091-047	CASE ASSY,L.H	1	S1-C,KH250-A5
30	46043-005	KNOB,LIGHTING SW L.H	1	
31	46044-013	KNOB,LIGHTING SW L.H	1	
32	46078-003	SWITCH ASSY LH BUTTON	1	S1-B
32-1	27010-1001	BUTTON,HORN PUSH	1	S1-C,KH250-A5
33	220B0530	SCREW PAN HEAD 5X30	1	
34	46096-009	LEVER,STARTER	1	
35	92095-012	WASHER LOCK	1	
36	410B0600	WASHER PLAIN 6MM	1	
37	110B0608	BOLT HEX HEAD 6X8	1	
38	46076-038	LEVER ASSY,CLUTCH	1	S1-B/C
38	46076-048	LEVER ASSY,CLUTCH	1	KH250-A5
39	46092-015	LEVER-CLUTCH	1	

**24- HANDLEBAR (S1-B/C,KH250-A5) (2/2)**

40	46094-015-21	HOLDER,CL LEVER,F.BLK	1	S1-B/C
40	46094-011-21	HOLDER-CLUTCH LEV.BLK	1	KH250-A5
41	46055-006	SCREW ADJUST	1	S1-B/C
41	46055-003	SCREW CABLE ADJUST	1	KH250-A5
42	46075-017	RUBBER-L.H GRIP	1	S1-B/C
42	46075-028	RUBBER,L.H GRIP	1	KH250-A5
43	220B0308	SCREW PAN HEAD 3X8	1	

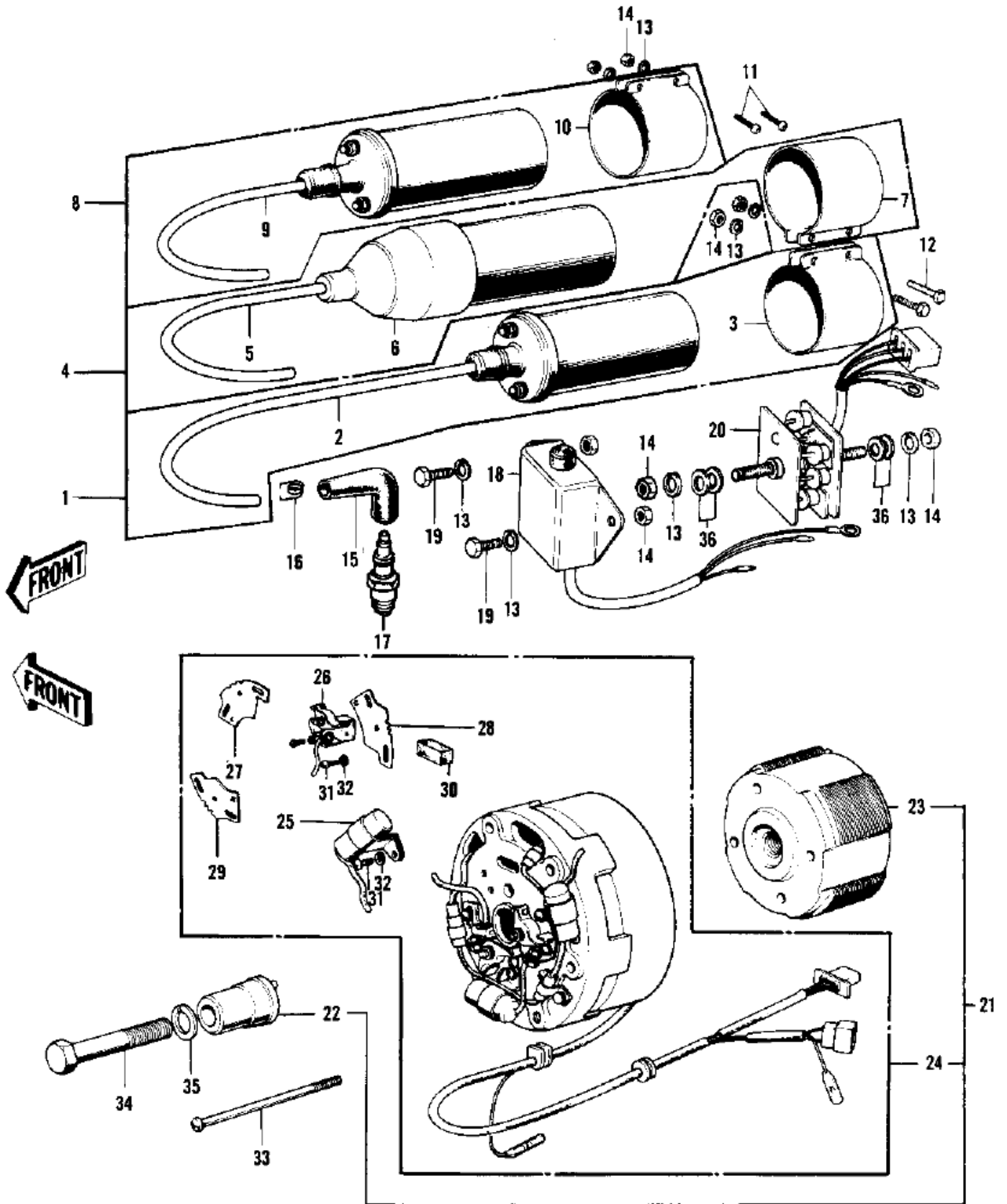
# 25- HEADLIGHT



**25- HEADLIGHT**

Ref n°	Part n°	Description	Qty	Spec Code
1	23003-018	LAMP UNIT-HEAD	1	
2	23019-021	SCREW FORCUS ADJUST	1	
3	23014-005	SPRING FOCUS ADJUST	1	
4	23006-034	RIM-HEAD LAMP	1	
5	23007-043	SEALED BEAM UNIT	1	
6	23019-023	SCREW-PAN HEAD,5X12	2	
7	23021-012	WASHER-PLAIN,5MM	2	
8	23020-023	NUT,HEAD LAMP RIM FIT	2	
9	23021-004	WASHER	1	
10	23020-018	NUT,4MM	1	
11	220B0306	SCREW-PAN-HEAD 3X6	1	
12	461F0300	WASHER SPRING 3MM	1	
13	311B0300	NUT-HEX	1	
14	23019-022	SCREW,PAN HEAD,5X14	2	
15	23005-038-21	BODY-HEAD.LAMP,BLACK	1	
16	23066-001	DAMPER RUBBER A	2	
17	23066-005	DAMPER RUBBER	2	
18	23076-005	COLLAR	2	

26- IGNITION/GENERATOR/REGULATOR

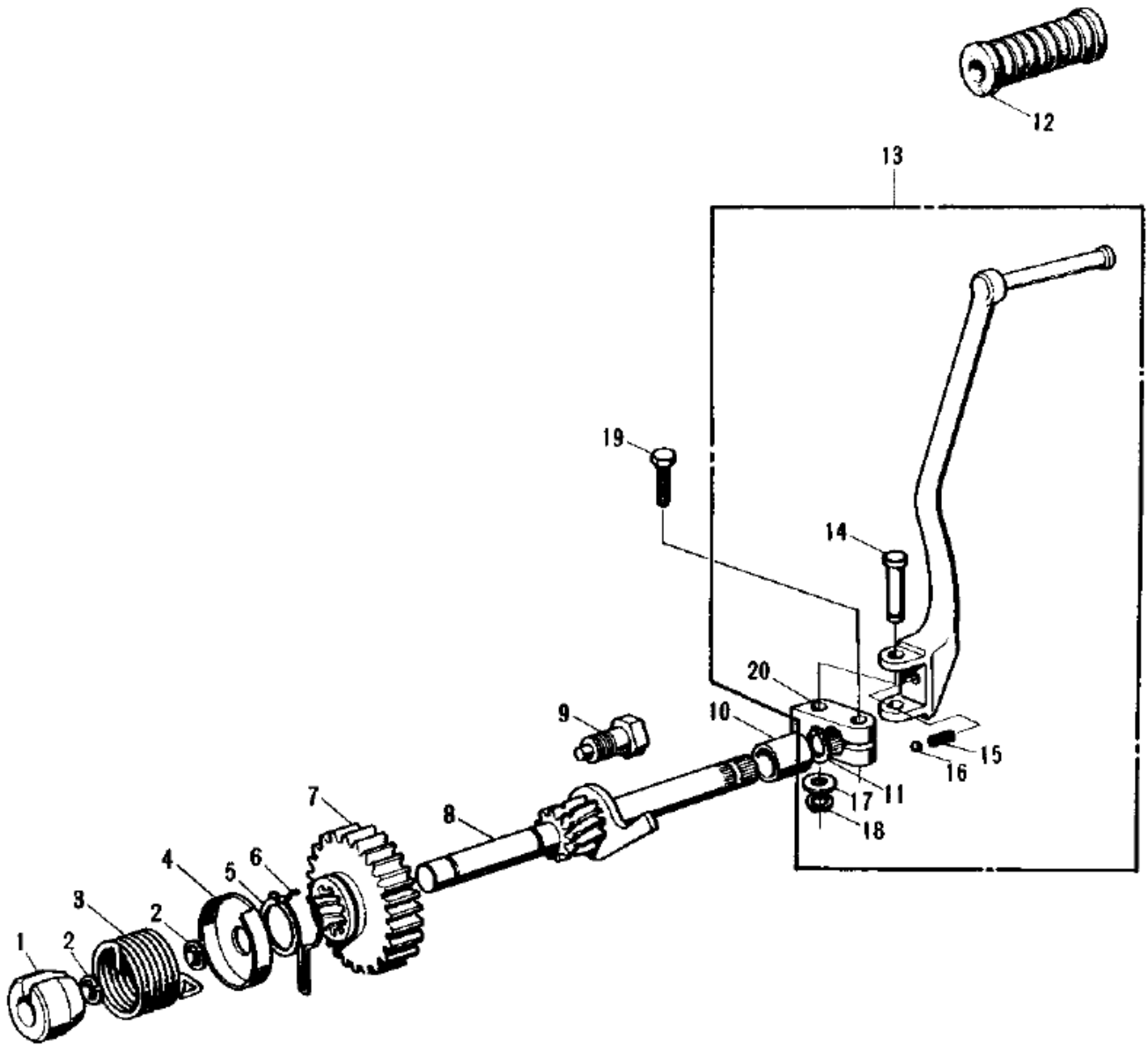


**26- IGNITION/GENERATOR/REGULATOR**

Ref n°	Part n°	Description	Qty	Spec Code
1	21121-051	COIL-IGNITION,L.H	1	
2	21133-020	CORD-HIGH TENSION,L.H	1	
3	21126-004	BAND-IGNITION COIL	1	
4	21121-052	COIL-IGNITION,CENTER	1	
5	21133-021	CORD-HIGH TENSION,CNT	1	
6	92073-018	RUBBER CAP,IGN COIL	1	
7	21126-004	BAND-IGNITION COIL	1	
8	21121-053	COIL-IGNITION,R.H	1	
9	21133-022	CORD-HIGH TENSION,R.H	1	
10	21126-004	BAND-IGNITION COIL	1	
11	220B0640	SCREW PAN HEAD 6X40	2	
11	112G0640	BOLT-UPSET,6X40	AL	
12	112G0620	BOLT-UPSET,6X20	2	
13	461F0600	WASHER SPRING 6MM	8	
14	311B0600	NUT 6MM	8	
15	21130-009	CAP SPARK PLUG	3	
16	92101-001	SPRING-SPARK PLUG CAP	3	
17	92070-011A	UNAVAILABLE IN PRICE BOOK	3	S1-A/B/C
17	B9HS	SPARK PLUG B9HS	AL	KH250-A5
18	21066-020	REGULATOR,VOLTAGE	1	
19	112G0612	BOLT-UPSET,6X12	2	
20	21061-011	RECTIFIER	1	S1-A/B
20	21061-029	RECTIFIER	1	S1-C
20	21061-029	RECTIFIER	1	KH250-A5
21	21001-022	ALTERNATOR	1	
22	21014-008	CAM	1	
23	21007-020	ROTOR	1	
24	21003-016	STATOR ASSY	1	
25	21013-026	CONDENSER	3	
26	21008-019	BREAKER-CONTACT	3	
27	21156-003	PLATE-CNTCT BRKER,L.H	1	L MARK
28	21156-004	PLATE-CNTCT BRKER,CEN	1	C MARK
29	21156-005	PLATE-CNTCT BRKER,R.H	1	R MARK
30	21019-011	FELT-OIL	2	
31	220B0408	SCREW PAN HEAD 4X8	12	
32	461F0400	WASHER SPRING 4MM	12	
33	220B0555A	SCREW PAN HEAD 5X55	3	
34	114B0870	BOLT HEX HEAD 8X70	1	
35	461F0800	WASHER SPRING 8MM	1	
36	411B0600	WASHER PLAIN 6MM	4	



# 27- KICKSTARTER MECHANISM

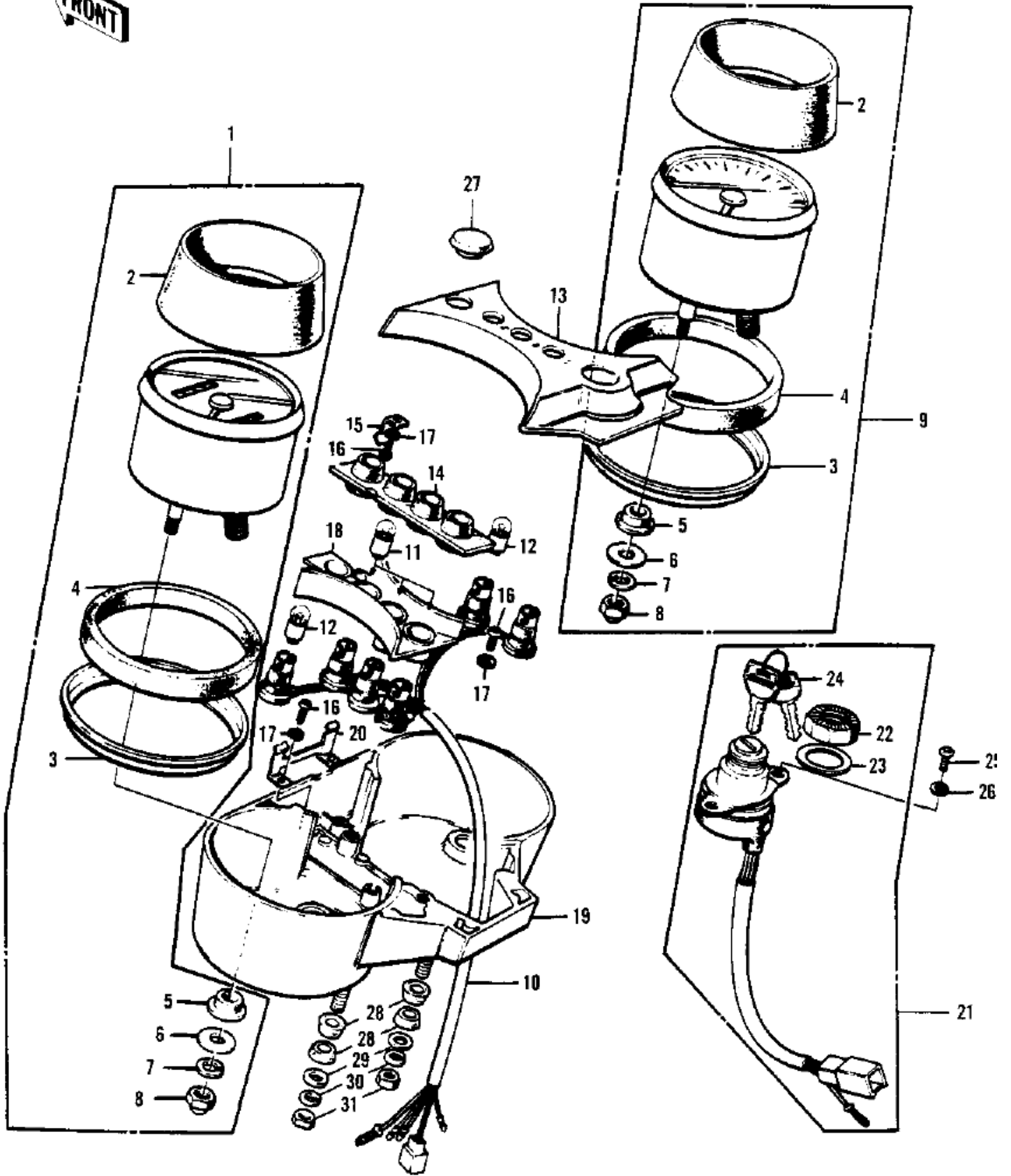


## **27- KICKSTARTER MECHANISM**

<b>Ref n°</b>	<b>Part n°</b>	<b>Description</b>	<b>Qty</b>	<b>Spec Code</b>
1	13070-001	GUIDE KICK SPRING	1	
2	482J0100	CIRCLIP 10MM	2	
3	92081-021	SPRING KICKSTARTER	1	
4	13071-003	PLATE KICK GEAR HLDER	1	
5	480J2600	CIRCLIP 26MM	1	
6	13077-002	HOLDER KICK GEAR	1	
7	13068-024	GEAR-KICKSTARTER	1	
8	13245-008	SHAFT,KICKSTARTER	1	
9	13072-006	STOPPER KICKSTARTER	1	
10	92028-072	BUSH	1	
11	480J1600	CIRCLIP 16MM	1	
12	13063-004	RUBBER KICK PEDAL	1	
13	13058-038	PEDAL-KICKSTARTER	1	
14	92043-068	PIN-KICKSTARTER PEDAL	1	
15	92081-020	SPRING KICK PEDAL	1	
16	600A0800	BALL STEEL 1/4'	1	
17	410B1000	WASHER PLAIN 10MM	1	
18	482J8000	CIRCLIP 8MM	1	
19	92001-101	BOLT-KICK PEDAL	1	
20	13061-015	BOSS-KICK PEDAL	1	

# 28- METERS/IGNITION SWITCH

FRONT

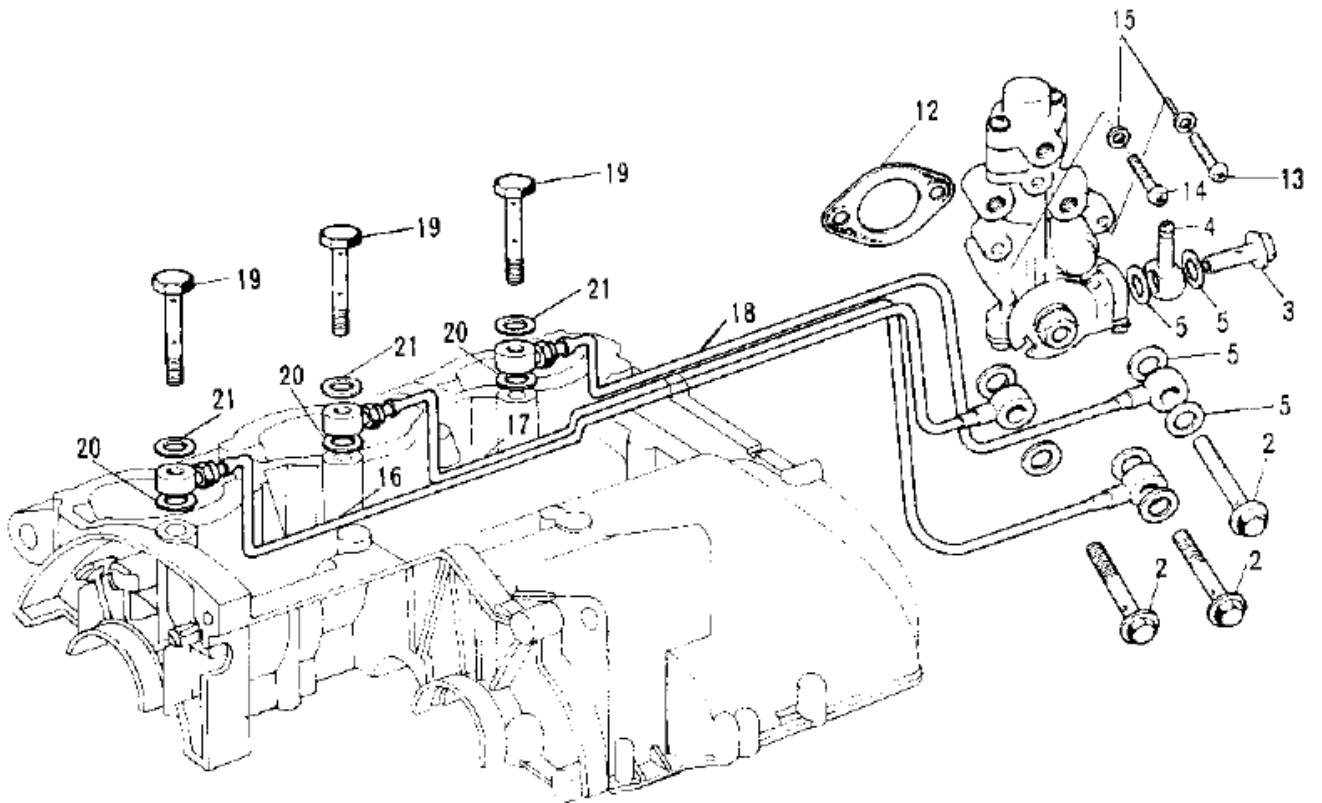
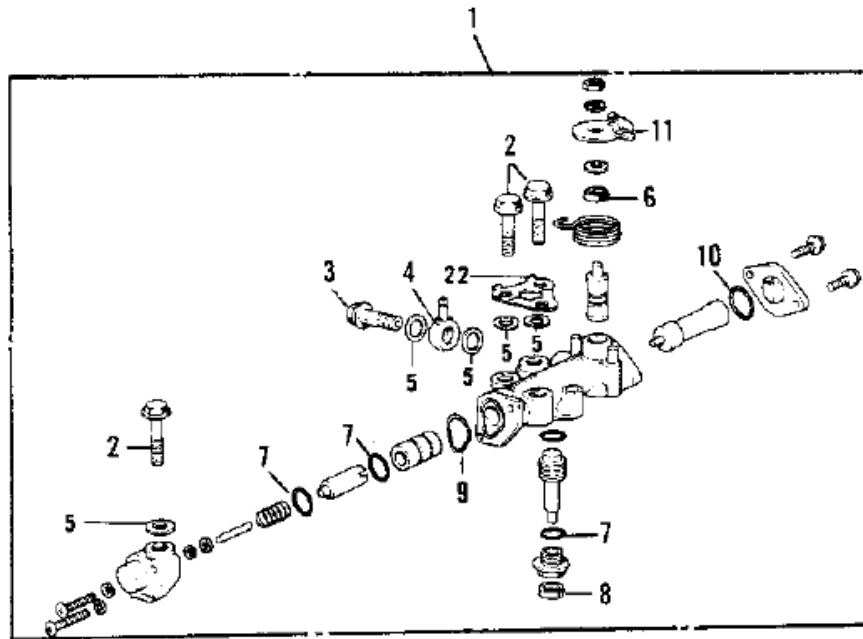


**28- METERS/IGNITION SWITCH**

Ref n°	Part n°	Description	Qty	Spec Code
1	25005-124	SPEEDOMETER ASSY,MPH	1	S1-A/B
1	25005-124	SPEEDOMETER ASSY,MPH	1	S1-C,KH250-A5
1	25005-076	SPEEDO ASSY,KPH (Canada)	1	CANADA
2	25012-012	COVER-METER	2	
3	25026-001	RING-METER	2	
4	25019-015	DAMPER RUBBER-METER	2	
5	25019-013	DAMPER RUBBER-METER	4	
6	411B0500	WASHER PLAIN 5MM	4	
7	461F0500	WASHER SPRING 5MM	4	
8	92015-059	NUT,5MM	4	
9	25016-020	TACHOMETER ASSY	1	
10	25011-029	SOCKET-METER	1	S1-A/B
10	25011-030	SOCKET,SPEEDOMETER	1	S1-C,KH250-A5
11	92069-017	BULB 12V 1.5W	1	
12	92069-018	BULB 12V 3W	5	
13	25023-002	COVER-METER CASE	1	S1-A/B
13	25023-009	COVER,METER CASE	1	S1-C,KH250-A5
14	25019-014	DAMPER RUBBER-METER	1	
15	25014-004	HOLDER-METER CASE COV	2	
16	220B0408	SCREW PAN HEAD 4X8	6	
17	461F0400	WASHER SPRING 4MM	6	
18	25023-003	COVER-METER SOCKET	1	
19	25008-026	CASE-METER	1	
20	25014-003	HOLDER-METER CASE	1	
21	27005-1021	SWITCH-ASSY	1	S1-A
21	27005-1021	SWITCH-ASSY	1	S1-B/C,KH250-A5
22	27007-003	NUT-IGNITION SWITCH	1	
23	27019-002	WASHER-IGNITION	1	
24	27008-048-86	KEY SET, #186	AR	S1-A
24	27008-048-90	KEY SET,#190	AR	S1-A
24	27008-055-01	KEY SET,#901	AR	S1-B/C,KH250-A5
24	27008-055-10	KEY SET,#910	AR	S1-B/C,KH250-A5
24	27008-1024	KEY,BLANK	AR	S1-B/C,KH250-A5
24	27008-1025	KEY,BLANK	AR	S1-B/C,KH250-A5
25	220B0508	SCREW PAN HEAD 5X8	2	
26	461F0500	WASHER SPRING 5MM	2	
27	92074-032	PLUG,RUBBER	1	
28	92075-080	DAMPER RUBBER	4	
29	411B0800	WASHER PLAIN 8MM	2	
30	461F0800	WASHER SPRING 8MM	2	
31	311B0800	NUT,8MM	2	

29- OIL PUMP

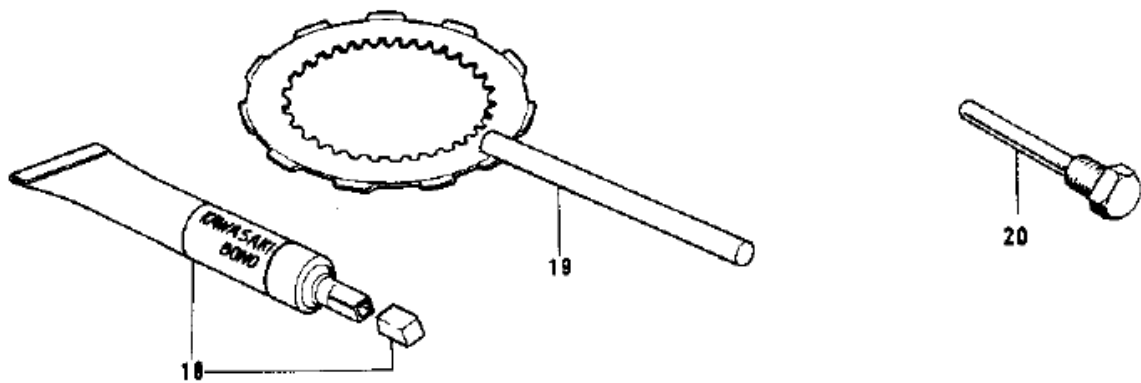
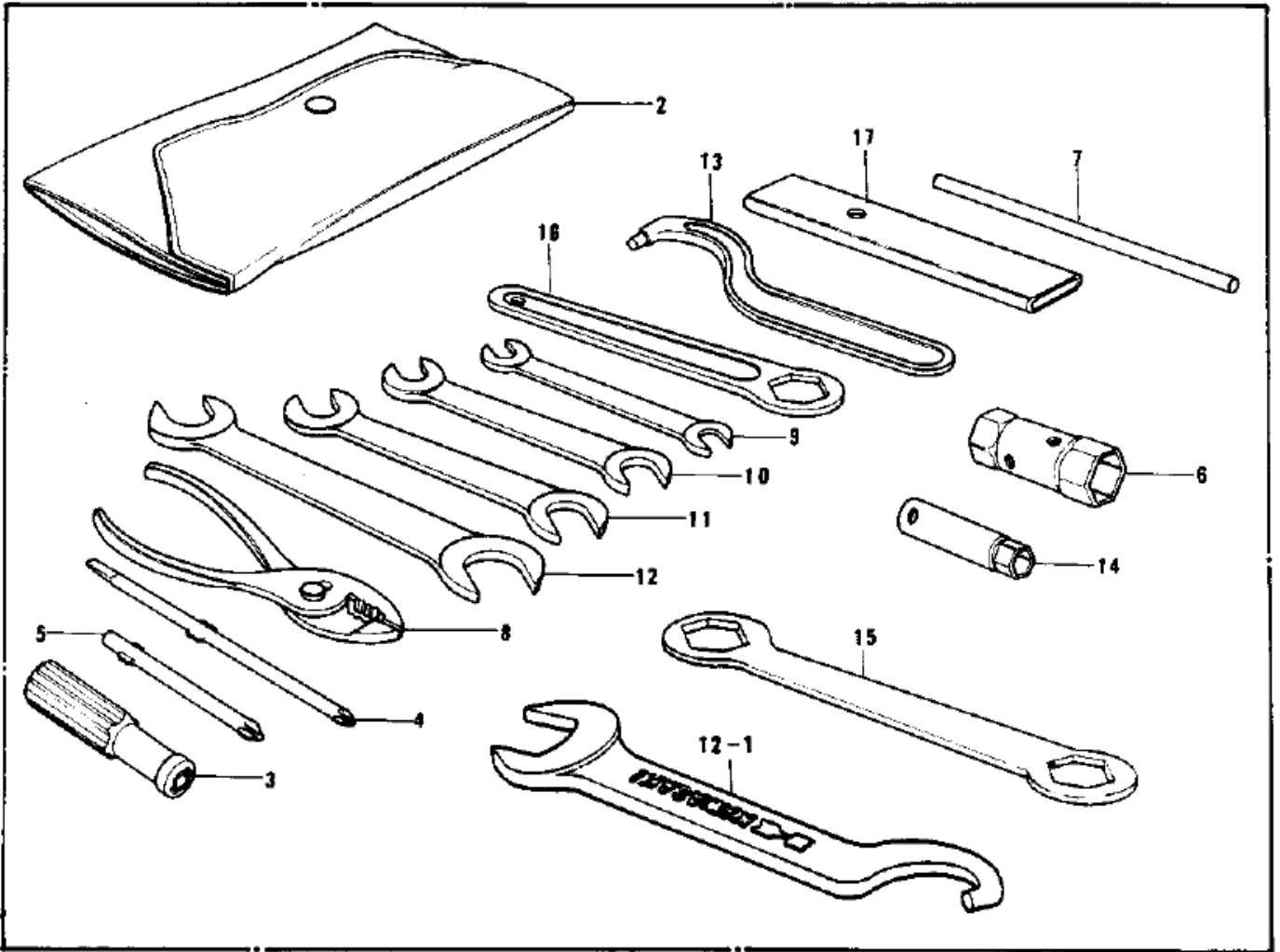
FRONT



**29- OIL PUMP**

Ref n°	Part n°	Description	Qty	Spec Code
1	16082-034	OIL PUMP ASSY	1	
2	92060-008	BOLT BANJO	3	
3	92060-009	BOLT BANJO	1	
4	92061-015	CONNECTOR BANJO	1	
5	92022-077	WASHER OIL PUMP BANJO	5	
6	92049-1294	SEAL-OIL,CAMSHAFT,"X"	1	
7	16090-002	"0" RING,OIL PUMP SHT	1	
8	16091-001	OIL SEAL OIL PUMP SHT	1	
9	16088-002	"0" RING,UPPER CAP	1	
10	16090-003	"0" RING,LOWER CAP	1	
11	16096-013	LEVER OIL PUMP CABLE	1	
12	11060-1160	GASKET,OIL PUMP	1	
13	220B0514	SCREW-PAN-CROS	1	
14	220B0528	SCREW PAN CROSS,5X28	2	
15	92022-037	WASHER OIL PUMP	2	
16	16134-012	PIPE-OIL,L.H	1	
17	16134-013	PIPE-OIL,CENTER	1	
18	16134-014	PIPE-OIL,R.H	1	
19	92060-010-79	BOLT-BANJO,CR	3	
20	92065-023	GASKET CHECK VALVE	3	
21	92065-058	GASKET CHECK VALVE	3	
22	92024-058	WASHER,OIL PUMP LOCK	1	
19	25008-026	CASE-METER	1	
20	25014-003	HOLDER-METER CASE	1	
21	27005-1021	SWITCH-ASSY	1	S1-A
21	27005-1021	SWITCH-ASSY	1	S1-B/C,KH250-A5
22	27007-003	NUT-IGNITION SWITCH	1	
23	27019-002	WASHER-IGNITION	1	
24	27008-048-86	KEY SET, #186	AR	S1-A
24	27008-048-90	KEY SET,#190	AR	S1-A
24	27008-055-01	KEY SET,#901	AR	S1-B/C,KH250-A5
24	27008-055-10	KEY SET,#910	AR	S1-B/C,KH250-A5
24	27008-1024	KEY,BLANK	AR	S1-B/C,KH250-A5
24	27008-1025	KEY,BLANK	AR	S1-B/C,KH250-A5
25	220B0508	SCREW PAN HEAD 5X8	2	
26	461F0500	WASHER SPRING 5MM	2	
27	92074-032	PLUG,RUBBER	1	
28	92075-080	DAMPER RUBBER	4	
29	411B0800	WASHER PLAIN 8MM	2	
30	461F0800	WASHER SPRING 8MM	2	
31	311B0800	NUT,8MM	2	

30- OWNER TOOLS

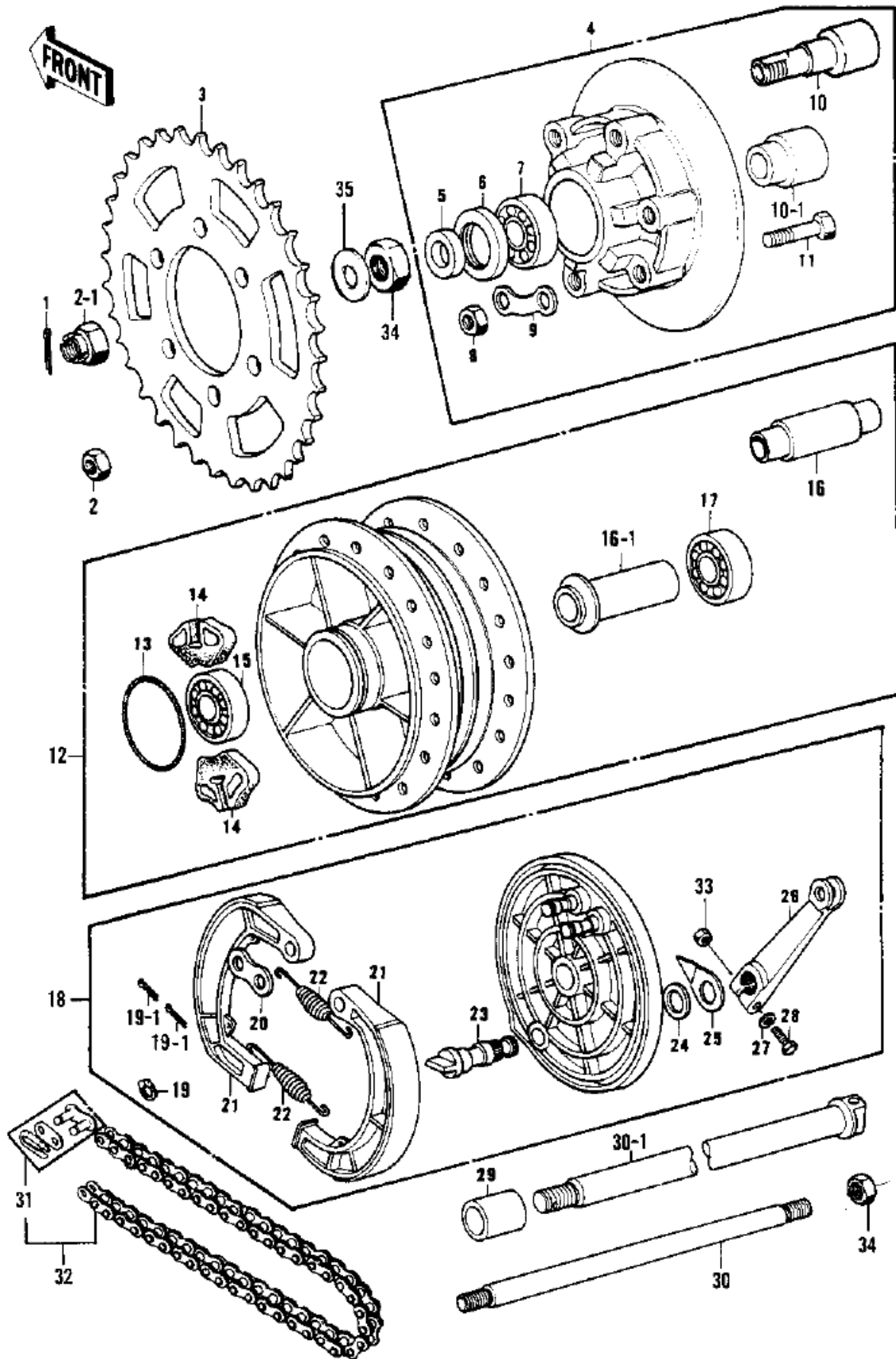


### 30- OWNER TOOLS

Ref n°	Part n°	Description	Qty	Spec Code
1	56007-024	UNAVAILABLE IN PRICE BOOK	1	S1-A
1	56007-037	TOOL KIT	1	S1-B
1	56007-028	*** N.L.A.*** (Canada)	1	S1-C
1	56007-054	*** N.L.A.*** (Canada)	1	KH250-A5
2	56008-008	BAG,TOOL	1	S1-A
2	56008-008	BAG,TOOL	1	S1-B/C,KH250-A5
3	92106-002	92106-1001 (Canada)	1	
4	92107-1052	TOOL-DRIVER	1	
5	92107-005	SCREW DRIVER #3 PHLIP	1	
6	92110-008	92110-012 (Canada)	1	S1-A
6	92110-012	WRENCH,BOX,17X21	1	S1-B/C,KH250-A5
7	92111-007	92111-005 (Canada)	1	S1-B
7	92111-005	BAR,SPARK PLUG WRENCH	1	S1-C,KH250-A5
8	92112-001	92112-003 (Canada)	1	S1-A
8	92112-003	PLIERS,160MM	1	S1-B/C,KH250-A5
9	960B1012	UNAVAILABLE IN PRICE BOOK	1	S1-A
9	92126-001	WRENCH,OPEN,8X10	1	S1-B/C,KH250-A5
10	960B1013	UNAVAILABLE IN PRICE BOOK	1	S1-A
10	92126-002	WRENCH,OPEN END,12X13	1	S1-B/C,KH250-A5
11	960B1417	UNAVAILABLE IN PRICE BOOK	1	S1-A
11	92110-1153	TOOL-WRENCH,OPEN END,	1	
12	960B1921	UNAVAILABLE IN PRICE BOOK	1	S1-A
12	92126-007	92110-1010 (Canada)	1	S1-B/C
12-1	92126-012	*** N.L.A.*** (Canada)	1	KH250-A5
13	92108-005	HOOK-SHOCK ABNBR ADST	1	S1-A/B
13	92108-007	92110-1035 (Canada)	1	S1-C
14	92110-007	WRENCH BOX 10MM	1	
15	92109-002	WRENCH BOX 24X32	1	S1-A
15	92108-009	92110-1022 (Canada)	1	S1-B
16	92108-010	WRENCH,BOX,32MM	1	S1-B
16	92110-1147	TOOL-WRENCH,BOX END,2	1	S1-C,KH250-A5
17	92111-004	BAR, WRENCH	1	S1-B/C,KH250-A5
18	92104-002	LIQUID GASKET	AR	OPTION
19	56019-100	57001-1243 (Canada)	AR	OPTION
20	56019-106	57001-1216 (Canada)	AR	OPTION



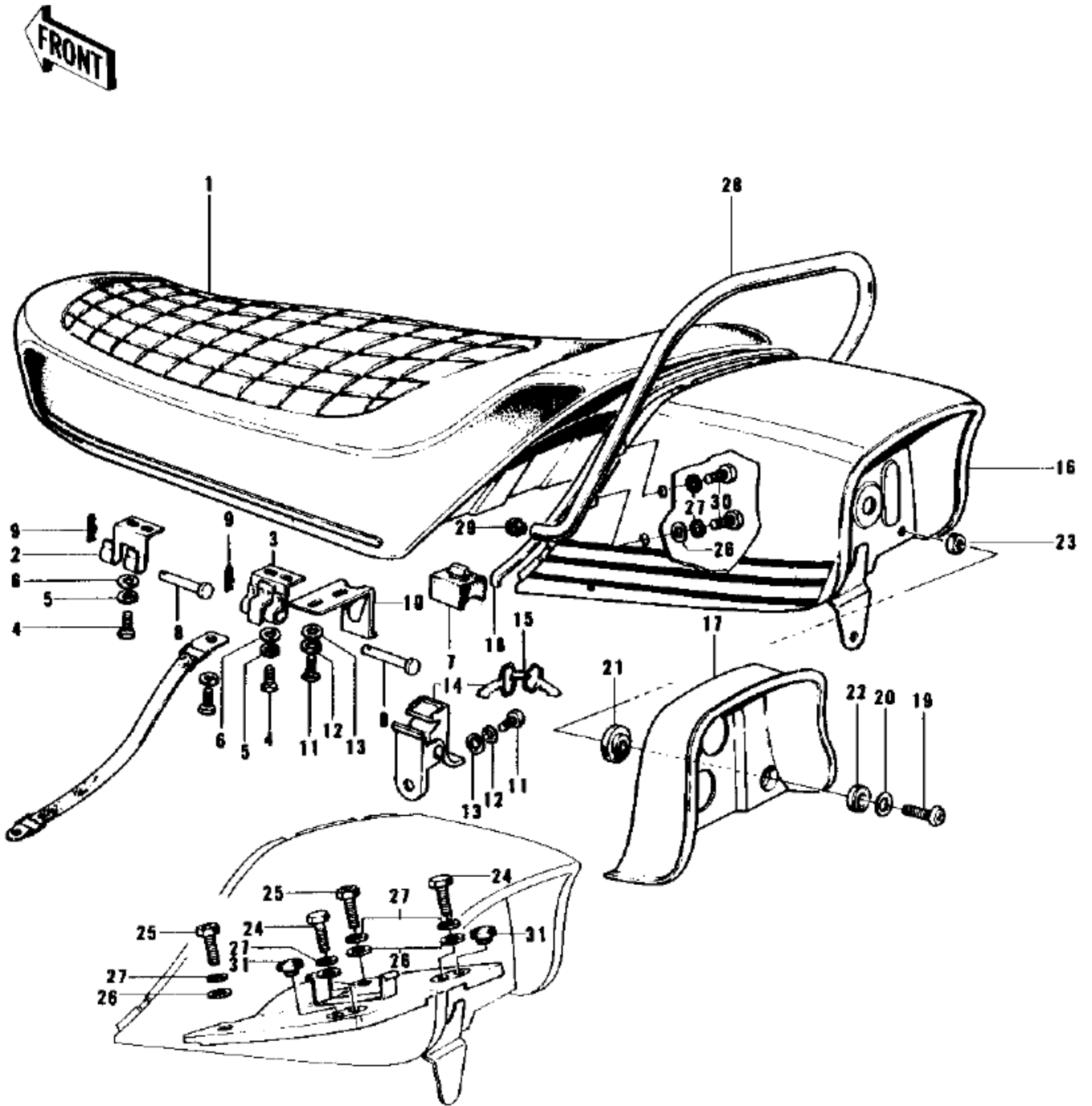
### 31- REAR HUB/BRAKE/CHAIN



### 31- REAR HUB/BRAKE/CHAIN

Ref n°	Part n°	Description	Qty	Spec Code
1	550D4035	PIN-COTTER,4.0X35	1	S1-B/C,KH250-A5
2	314B1600	NUT,16MM	1	S1-A
2-1	92015-055	NUT CASTLE,16MM	1	S1-B/C,KH250-A5
3	42041-115	REAR SPROCKET,48T	1	STD
3	42041-103	REAR SPROCKET,46T	1	
4	42008-012	COUPLING ASSY,RR HUB	1	S1-A
4	42008-020	COUPLING ASSY,RR BRK	1	S1-B/C,KH250-A5
5	42037-006	COLLER RR AXLE SLEEVE	1	S1-A
5	42037-024	COLLAR,REAR AXLE	1	S1-B/C,KH250-A5
6	92052-006	OIL SEAL WTC35527	1	
7	601B6205	BEARING BALL #6205	1	
8	314B1000	NUT,10MM	4	
9	92088-005	WASHER SPROCKET LOCK	2	
10	42036-006	SLEEVE REAR AXLE	1	S1-A
10-1	42036-019	SLEEVE,REAR AXLE	1	S1-B/C,KH250-A5
11	92003-087	BOLT-REAR SPROCKET	4	
12	42005-009	DRUM ASSY REAR BRAKE	1	S1-A/B/C
12	42005-044-80	DRUM ASY,RR BK,BUFF	1	KH250-A5
13	671B2560	"0" RING,60MM	1	
14	42014-008	DAMPER REAR HUB SHOCK	4	
15	601B6205	BEARING BALL #6205	1	S1-A/B/C
15	601B6303	BEARING BALL #6303	1	KH250-A5
16	42010-008	SPACER RR HUB BEARING	1	S1-A/B/C
16-1	42010-027	SPACER,RR HUB BEARING	1	KH250-A5
17	601B6205Z	BEARING BALL #6205Z	1	S1-A/B/C
17	601B6303Z	BEARING BALL #6303Z	1	KH250-A5
18	42006-007-80	PANEL-ASY,RR BRK,BUFF	1	S1-A
18	42006-060-80	PANEL-ASY,RR BRK	1	S1-B/C
18	42006-060-80	PANEL-ASY,RR BRK	1	KH250-A5
19	480J1400	CIRCLIP 14MM	2	S1-A/B
19-1	550D2025	PIN COTTER 2.0X25	2	S1-C,KH250-A5
20	41045-007	WASHER,BRAKE SHOE	1	S1-A/B
20	41045-007	WASHER,BRAKE SHOE	1	S1-C,KH250-A5
21	42019-003	SHOE REAR BRAKE	2	
22	41049-003	SPRING BRAKE SHOE	2	
23	42046-015	UNAVAILABLE IN PRICE BOOK	1	
24	41051-001	DUST SHIELD BRAKE CAM	1	
25	41085-009	INDICATOR,BRAKE PANEL	1	
26	42029-037	LEVER,REAR BRAKE CAM	1	
27	410B0600	WASHER PLAIN 6MM	1	
28	112G0640	BOLT-UPSET,6X40	1	S1-A/B
28	112G0625	BOLT-UPSET	1	S1-C,KH250-A5
29	42032-008	COLLAR REAR HUB R.H	1	S1-A
29	42032-049	COLLAR,REAR AXLE	1	S1-B/C,KH250-A5
30	42031-033	AXLE-REAR	1	S1-A
30-1	42031-047	AXLE,REAR	1	S1-B/C,KH250-A5
31	92058-006	CHAIN JOINT 525	1	
32	92057-028	DR CHAIN 525X102	1	S1-A
32	92057-084	DR CHAIN 525X104	1	S1-B/C,KH250-A5
33	311B0600	NUT 6MM	1	S1-A/B
34	314B1600	NUT,16MM	1	S1-A
35	42046-009	WASHER SLEEVE	1	S1-A
36	42045-006	NUT SLEEVE	1	S1-A

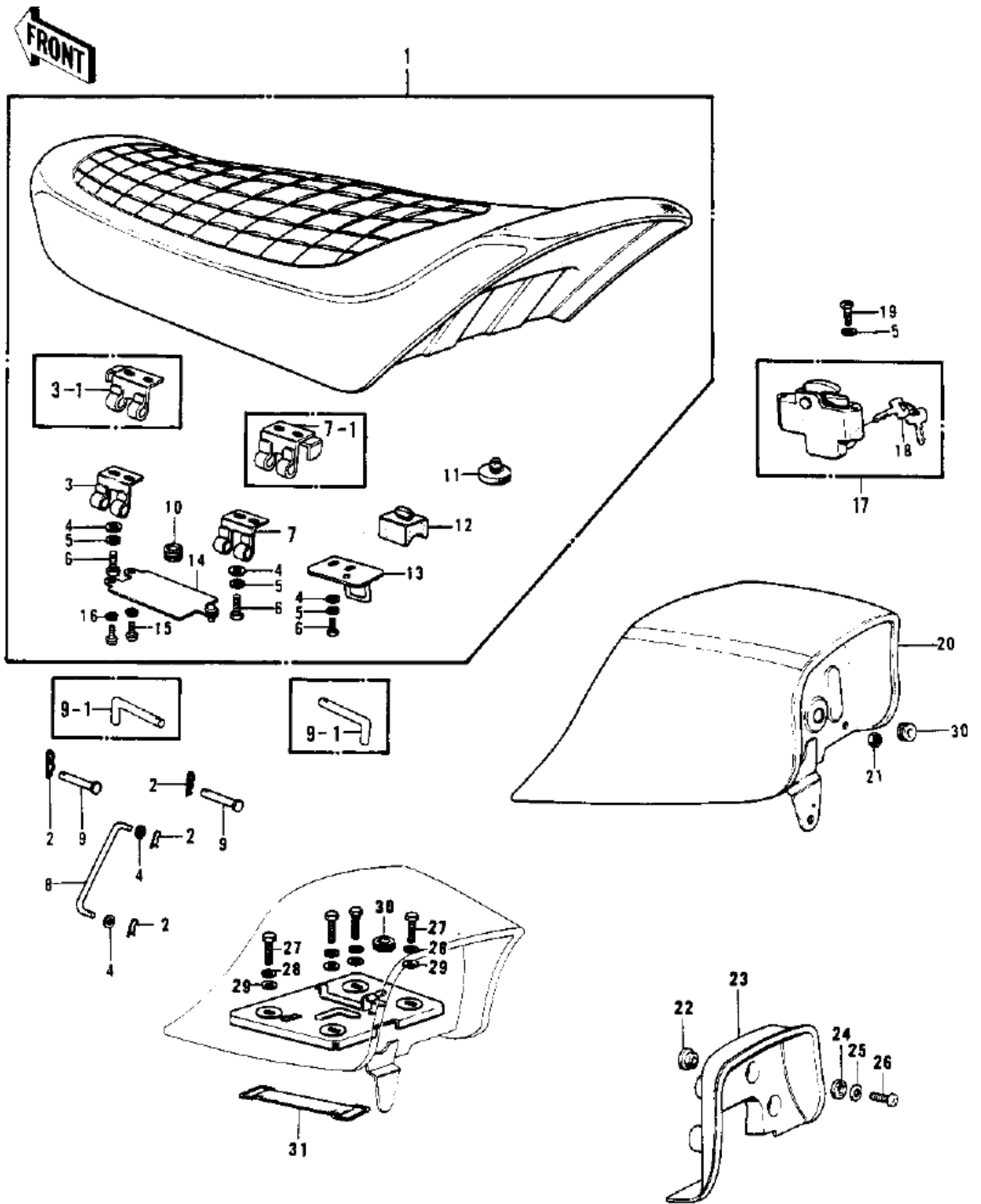
### 32- SEAT/SEAT COVER (S1-A)



**32- SEAT/SEAT COVER (S1-A)**

Ref n°	Part n°	Description	Qty	Spec Code
1	53001-078	SEAT-ASSY,DUAL	1	
2	53009-017-10	HINGE,BLACK	1	
3	53009-021	HINGE-SEAT	1	
4	112B0614	BOLT-UPSET 6X14	4	
5	461F0600	WASHER SPRING 6MM	4	
6	411B0600	WASHER PLAIN 6MM	4	
7	92075-156	DAMPER RUBBER-SEAT	5	
8	53011-002	PIN	2	
9	92041-003	COTTER PIN	2	
10	53008-011	HOOK	1	
11	112B0614	BOLT-UPSET 6X14	3	
12	461F0600	WASHER SPRING 6MM	3	
13	411B0600	WASHER PLAIN 6MM	3	
14	53045-003	HOOK ASSY	1	
15	27018-016-65	KEY SET,#265	AR	
15	27018-016-79	KEY SET,#279	AR	
16	53043-005-91	BACK REST,C.ORANGE	1	
16	53043-005-93	BACK REST,C.BLUE	1	
16	53043-005-94	BACK REST,C.GOLD	1	
17	53057-001	COVER-BACK REST	1	
18	53044-003	MOLE-FRONT	1	
19	92011-030	SCREW-PAN HEAD,6X30	4	
20	92022-240	WASHER-PLAIN,7MM	4	
21	92075-169	DAMPER RUBBER	4	
22	92075-168	DAMPER RUBBER	4	
23	311B0600	NUT 6MM	4	
24	115G0816	BOLT-SMALL-UPSET,8X16	2	
25	92001-122	BOLT-BACK REST FITT	2	
26	411B0800	WASHER PLAIN 8MM	6	
27	461F0800	WASHER SPRING 8MM	8	
28	53042-005	GRIP-SEAT	1	
29	32112-005	PLUG-SEAT GRIP	2	
30	114G0812	BOLT SMALL	4	
31	92068-007	PLUG	2	

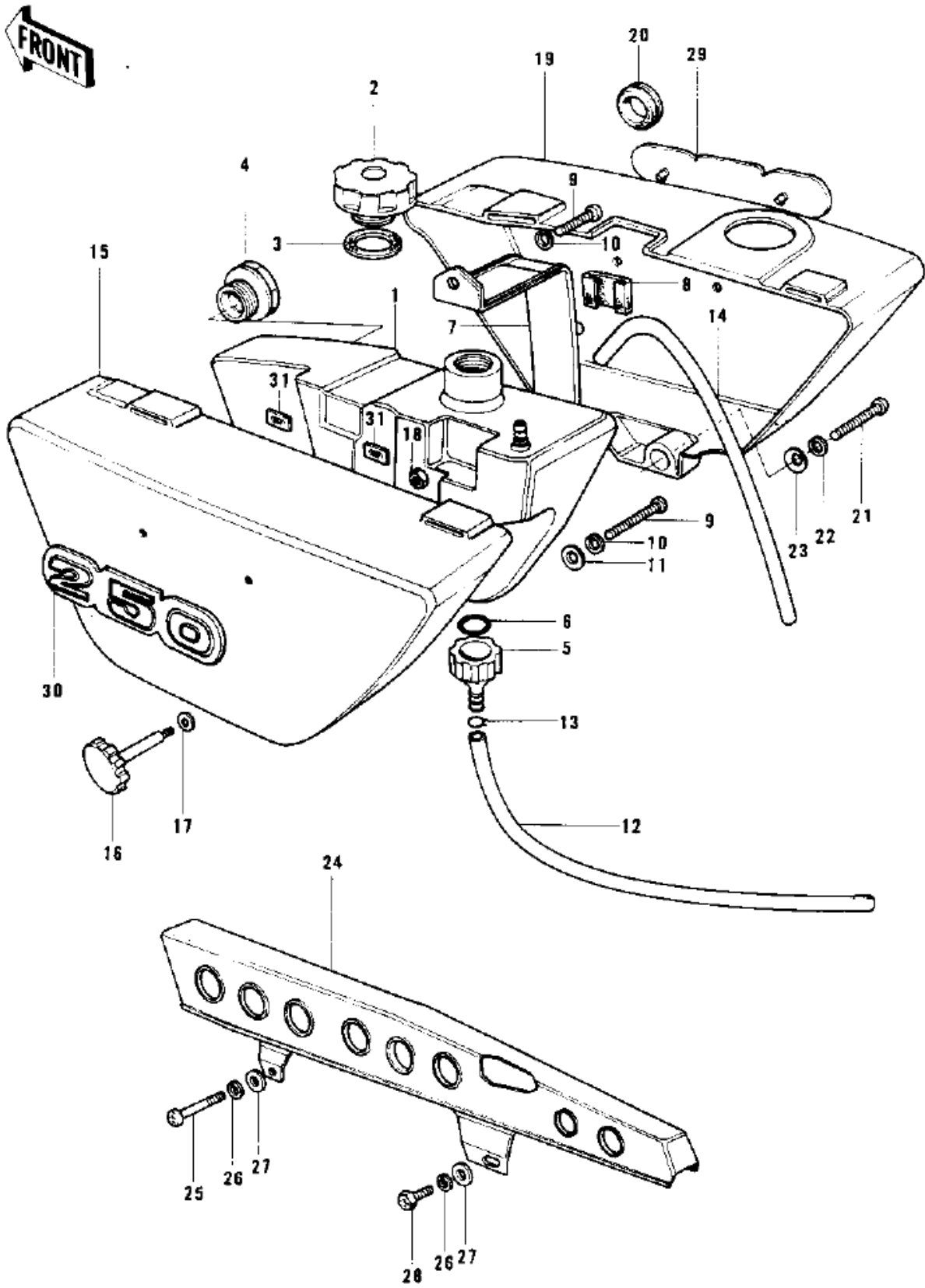
33- SEAT/SEAT COVER (S1-B/C,KH250-A5)



**33- SEAT/SEAT COVER (S1-B/C,KH250-A5)**

Ref n°	Part n°	Description	Qty	Spec Code
1	53001-088	SEAT-ASSY,DUAL	1	S1-B/C
1	53001-118	SEAT-ASSY,DUAL	1	KH250-A5
2	92041-003	COTTER PIN	4	
3	53009-017-10	HINGE,BLACK	1	S1-B/C
3-1	53009-031	HINGE,FRONT	1	KH250-A5
4	410B0600	WASHER PLAIN 6MM	8	
4	411B0600	WASHER PLAIN 6MM	AL	
5	461F0600	WASHER SPRING 6MM	8	
6	112B0614	BOLT-UPSET 6X14	6	S1-B/C
6	112B0614	BOLT-UPSET 6X14	4	KH250-A5
7	53009-017-10	HINGE,BLACK	4	KH250-A5
7-1	53009-030	HINGE,REAR	1	KH250-A5
8	53054-002	STAND,SEAT	1	
9	53011-002	PIN	2	S1-B/C
9-1	53011-008	PIN,DUAL SEAT PIVOT	1	
10	92071-056	GROMMET	1	
11	92075-099	DAMPER RUBBER	1	
12	92075-156	DAMPER RUBBER-SEAT	4	
13	53008-024	HOOK,SEAT	1	
14	32099-011	CASE	2	
15	220B0410	SCREW PAN HEAD 4X10	2	
16	410B0400	WASHER PLAIN 4MM	2	
17	53045-013	LOCK ASSY,SEAT	1	
18	27008-055-01	KEY SET,#901	AR	
18	27008-055-10	KEY SET,#910	AR	
19	112B0614	BOLT-UPSET 6X14	2	S1-B
19	220B0614	SCREW PAN HEAD 6X14	2	S1-C,KH250-A5
20	53043-008-1Z	BACKREST,SEAT,C.GREEN	1	S1-B
20	53043-008-2L	BACK REST,C.BLUE	1	KH250-A5
20	53043-008-3R	BACK REST,C.S.RED	1	KA250-A5
21	311B0600	NUT 6MM	4	
22	92075-169	DAMPER RUBBER	4	
23	53057-004	COVER,BACKREST	1	
24	92075-168	DAMPER RUBBER	4	
25	92022-240	WASHER-PLAIN,7MM	1	
26	220B0628	SCREW PAN HEAD 6X28	4	
27	115G0818	BOLT-SMALL-UPSET,8X18	4	
28	461F0800	WASHER SPRING 8MM	4	
29	411B0800	WASHER PLAIN 8MM	4	
30	92071-059	GROMMET	2	
31	92072-012	BAND TOOL	1	

34- SIDE COVERS/OIL TANK/CHAIN COVER (S1-A)

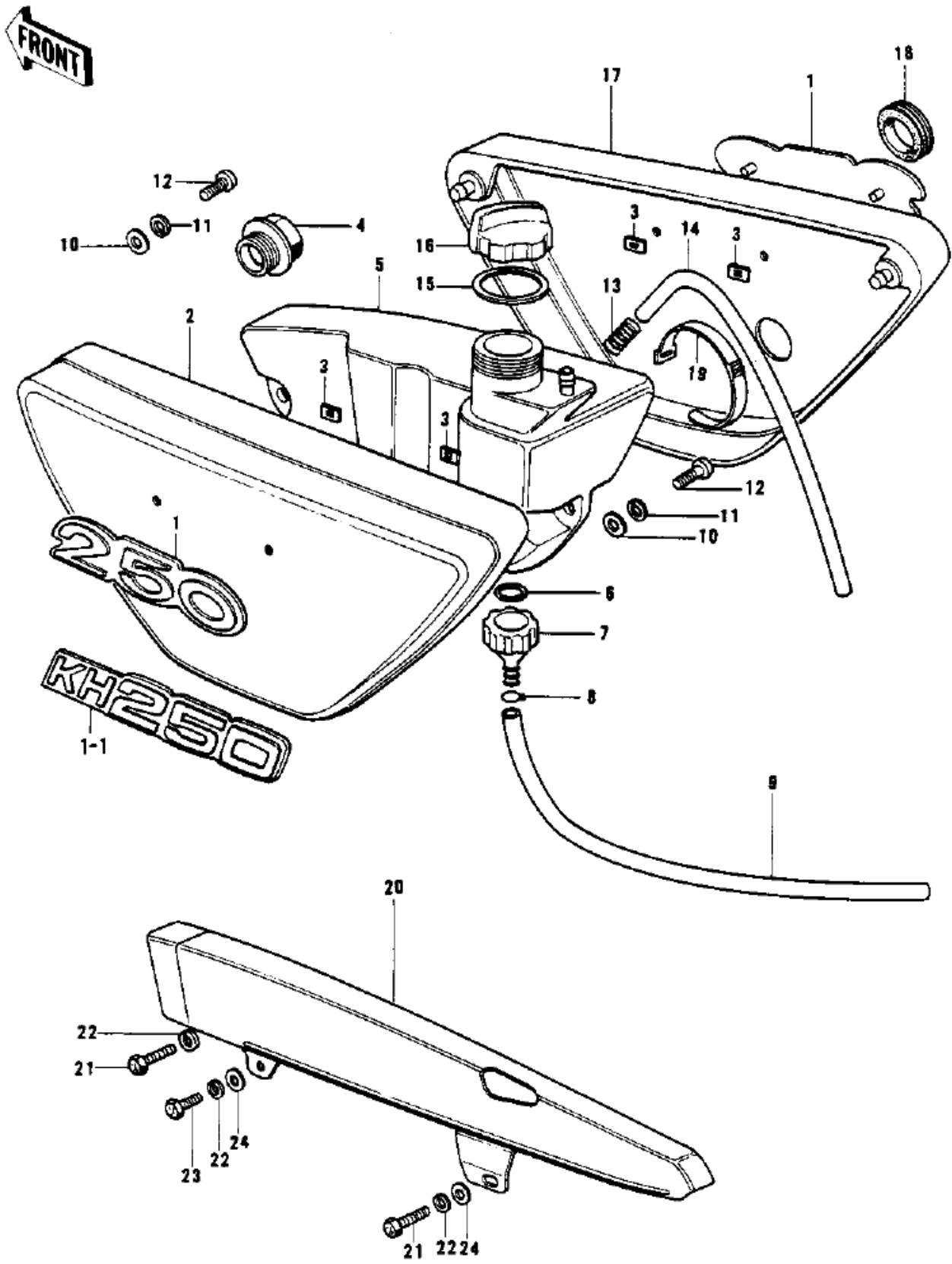


**34- SIDE COVERS/OIL TANK/CHAIN COVER (S1-A)**

Ref n°	Part n°	Description	Qty	Spec Code
1	52001-033	TANK-OIL	1	
2	52003-020	CAP-OIL TANK	1	
3	92065-086	GASKET-OIL TANK	1	
4	52015-005	GAUGE-OIL LEVEL	1	
5	52020-001	FILTER-OIL	1	
6	670B2015	"O" RING,15MM	1	
7	52018-002	BAND-OIL TANK	1	
8	31082-010	DAMPER RUBBER-OIL TNK	2	
9	220B0614	SCREW PAN HEAD 6X14	2	
10	461F0600	WASHER SPRING 6MM	1	
11	411B0600	WASHER PLAIN 6MM	1	
12	92059-072	PIPE-OIL	1	
13	92037-010	CLAMP FUEL PIPE	2	
14	700Q05600	TUBE-VINYL,5X600	2	
15	36001-039-91	COVER-L.H SIDE,ORANGE	1	
15	36001-039-93	COVER-L.H SIDE,C.BLUE	1	
15	36001-039-94	COVER,L.H SIDE,C.GOLD	1	
16	92077-020	KNOB	1	
17	92075-041	DAMPER RUBB SIDE COV	1	
18	312B0600	NUT 6MM	1	
19	36007-031-91	COVER,RH SIDE,ORANGE	1	
19	36007-031-93	COVER,RH SIDE,C.BLUE	1	
19	36007-031-94	COVER,RH SIDE,C.GOLD	1	
20	92071-065	GROMMET-R.H SIDE COV	1	
21	220E0635	SCREW-PAN HEAD, 6X35	1	
22	461F0600	WASHER SPRING 6MM	1	
23	411D0600	WASHER-PLAIN,6MM	1	
24	36014-040-21	CASE-CHAIN,FR BLACK	1	
25	220E0655	SCREW PAN HEAD 6X55	1	
26	461F0600	WASHER SPRING 6MM	2	
27	92022-193	WASHER-PLAIN	2	
28	92001-121	BOLT,HEX HEAD,6X14	1	
29	56018-133	EMBLEM,R.H SIDE COVER	1	
30	56018-134	EMBLEM,L.H SIDE COVER	1	
31	92018-005	NUT,LOCK,3MM	4	



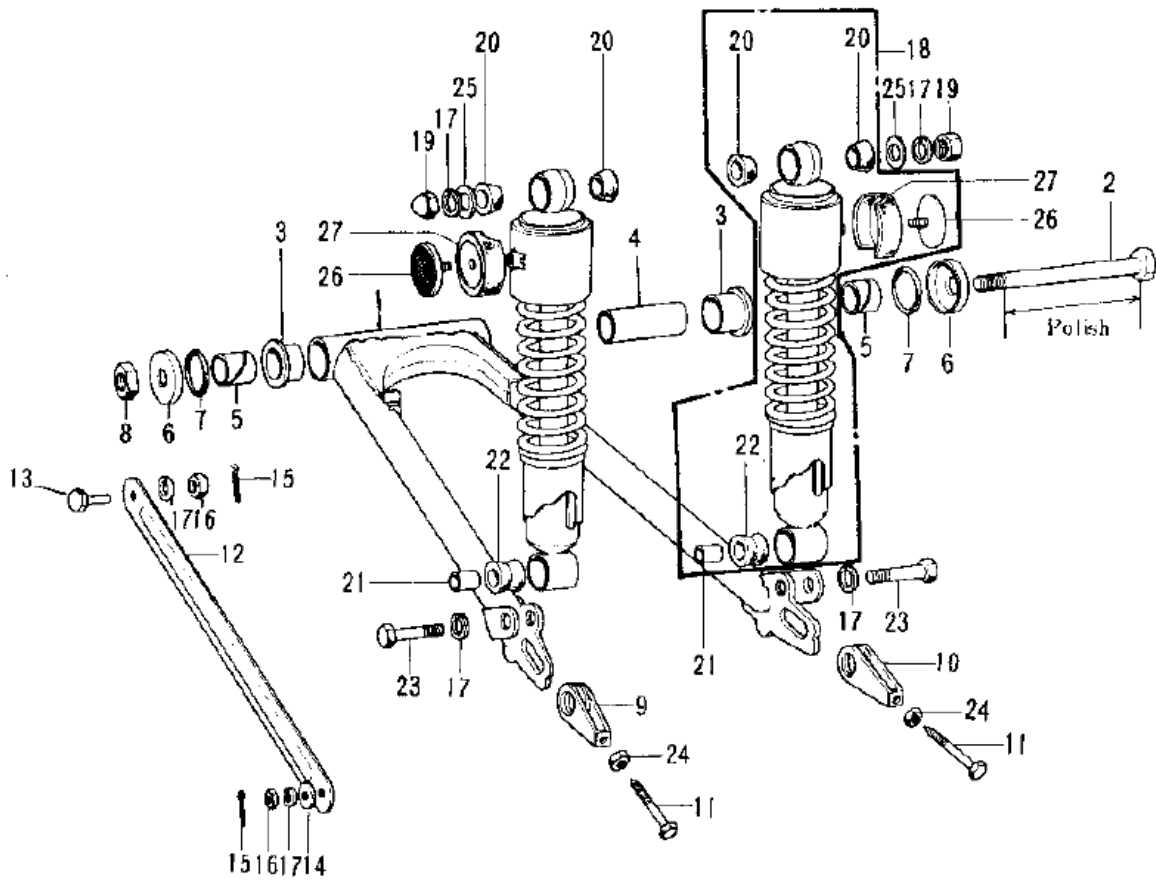
35- SIDE COVERS/OIL TANK/CHAIN COVER (S1-B/C)



**35- SIDE COVERS/OIL TANK/CHAIN COVER (S1-B/C)**

Ref n°	Part n°	Description	Qty	Spec Code
1	56018-163	EMBLEM,SIDE COVER	2	S1-B
1	56018-192	EMBLEM,SIDE COVER	2	S1-C
1-1	56018-211	EMBLEM,SIDE COVER	2	KH250-A5
2	36001-043-1Z	COVER,L.H SIDE,C.GREN	1	S1-B
2	36001-043-2L	COVER,L.H SIDE,BLUE	1	S1-C
2	36001-043-3R	COVER,L.H SIDE,C.RED	1	KH250-A5
3	92018-005	NUT,LOCK,3MM	4	
4	52015-005	GAUGE-OIL LEVEL	1	
5	52001-040	TANK,OIL	1	
6	670B2015	"O" RING,15MM	1	
7	52020-001	FILTER-OIL	1	
8	92037-010	CLAMP FUEL PIPE	1	
9	92059-072	PIPE-OIL	1	
10	411B0600	WASHER PLAIN 6MM	3	
11	461F0600	WASHER SPRING 6MM	3	
12	112B0614	BOLT-UPSET 6X14	3	
13	92037-141	CLAMP,OIL TANK BREATR	1	S1-C,KH250-A5
14	700Q05600	TUBE-VINYL,5X600	1	S1-B
14	700Q05720	TUBE-VINYL 5X720	1	S1-C,KH250-A5
15	92065-085	GASKET-OIL TANK CAP	1	
16	52003-019	CAP-OIL TANK	1	
17	36007-037-1Z	COVER,RH SIDE,C.GREEN	1	S1-B
17	36007-037-2L	COVER,RH SIDE,BLUE	1	S1-C
17	36007-037-3R	COVER,RH SIDE,C.RED	1	KH250-A5
18	92071-065	GROMMET-R.H SIDE COV	1	
19	92072-031	BAND,MIDDLE	1	S1-C,KH250-A5
20	36014-050-21	CASE-CHAIN,FR BLACK	1	
21	92001-121	BOLT,HEX HEAD,6X14	2	
22	461F0600	WASHER SPRING 6MM	2	
23	92001-137	BOLT,HEX HEAD,6MM	1	
24	92022-193	WASHER-PLAIN	2	

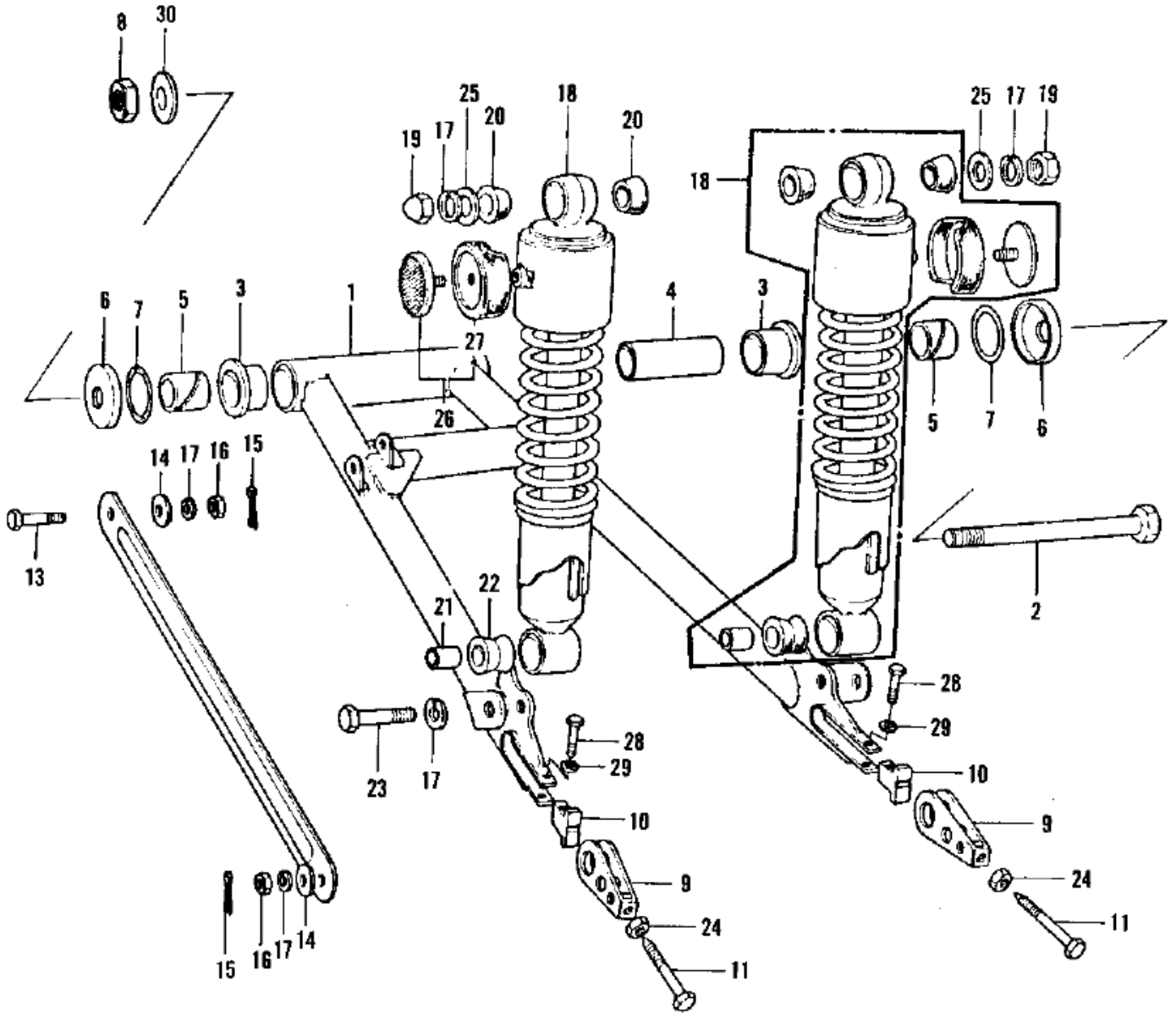
# 36- SWING ARM/SHOCK ABSORBERS (S1-A)



### 36- SWING ARM/SHOCK ABSORBERS (S1-A)

Ref n°	Part n°	Description	Qty	Spec Code
1	33001-039	ARM-SWING	1	
2	33032-037	SHAFT-SWING ARM PIVOT	1	
3	33033-009	BUSHING-SWING ARM	2	
4	33034-012	SLEEVE-SWING ARM, LONG	1	
5	33032-013	UNAVAILABLE IN PRICE BOOK	2	
6	33035-004	CAP-SWING ARM	2	
7	671B2530	"0" RING, 30MM	2	
8	92019-011	NUT-LOCK, 14MM	1	
9	33040-032	ADJUSTER CHAIN L.H	1	
10	33040-033	ADJUSTER CHAIN R.H	1	
11	92001-1399	BOLT, 8X50	2	
12	43007-031	TORQUE LINK-RR BRAKE	1	
13	92003-096	BOLT	1	
14	410B1000	WASHER PLAIN 10MM	2	
15	554A0800	PIN, SNAP	2	
16	314B1000	NUT, 10MM	2	
17	461F1000	WASHER SPRING 10MM	6	
18	45014-078	SHOCK ABSBR RR	2	
19	92020-003	NUT SHOCK ABSORBER	2	
20	45017-001	BUSH SHCK ABS RUBBER	4	
21	45016-003	BUSH SHCK ABS PVT SFT	2	
22	45017-018	BUSHING, SHCK ABS RUB	2	
23	113N1035	BOLT HEX HEAD 10X35	2	
24	312B0800	NUT 8MM	2	
25	92022-044	WASHER-PL-10.5X26X2.3	2	
26	28001-030	REFLECTOR, REFLEX, REAR	2	
27	28016-002	DAMPER RUBBER-REFLEX	2	

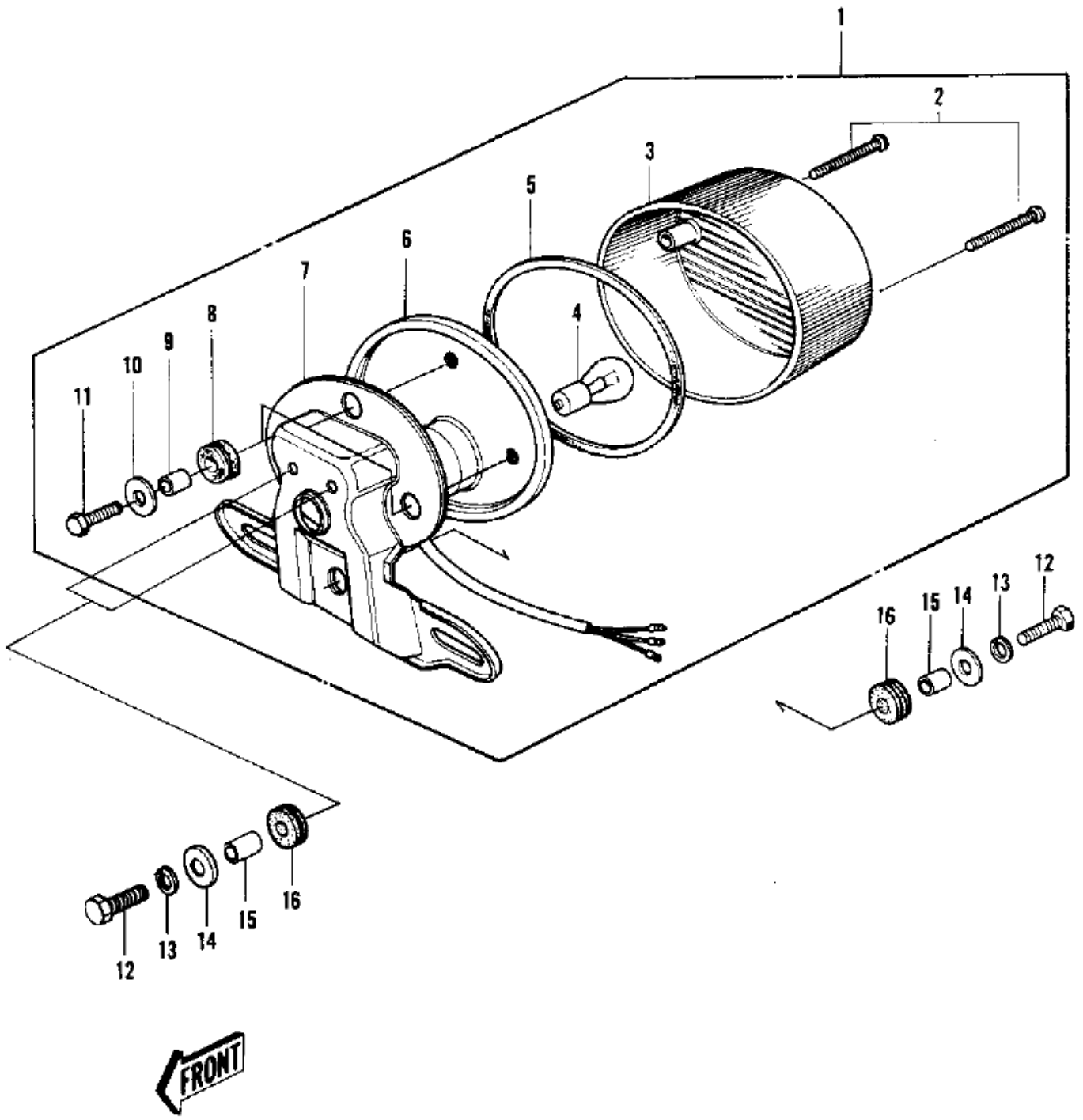
### 37- SWING ARM/SHOCK ABSORBERS (S1-B/C,KH250)



**37- SWING ARM/SHOCK ABSORBERS (S1-B/C,KH250)**

Ref n°	Part n°	Description	Qty	Spec Code
1	33001-1089	ARM-COMP-SWING	1	
2	33032-037	SHAFT-SWING ARM PIVOT	1	
3	33033-009	BUSHING-SWING ARM	2	
4	33034-012	SLEEVE-SWING ARM, LONG	1	
5	33034-013	SLEEVE-SWING ARM, SHRT	2	
6	33035-007	CAP, SWING ARM	2	
7	671B2530	"0" RING, 30MM	2	
8	92019-011	NUT-LOCK, 14MM	1	
9	33040-056	ADJUSTER, CHAIN	2	
10	33044-002	STOPPER, CHAIN ADJUST	2	
11	92001-1399	BOLT, 8X50	2	
12	43007-031	TORQUE LINK-RR BRAKE	1	
13	92003-096	BOLT	1	
14	410B1000	WASHER PLAIN 10MM	2	
15	554A0800	PIN, SNAP	2	
16	314B1000	NUT, 10MM	2	
17	461F1000	WASHER SPRING 10MM	6	
18	45014-062	SHOCK ABSBR RR	2	S1-B/C
18	45014-110	SHOCK ABSBR RR	2	KH250-A5
19	92020-003	NUT SHOCK ABSORBER	2	
20	45017-001	BUSH SHCK ABS RUBBER	4	
21	45016-003	BUSH SHCK ABS PVT SFT	2	
22	45017-018	BUSHING, SHCK ABS RUB	2	
23	113N1035	BOLT HEX HEAD 10X35	2	
24	312B0800	NUT 8MM	2	
25	92022-044	WASHER-PL-10.5X26X2.3	2	
26	28001-030	REFLECTOR, REFLEX, REAR	2	
27	28016-003	DAMPER RUBBER, REFLEX	2	
27	92001-1577	BOLT, FLANGED, 8X35	2	
29	461F0800	WASHER SPRING 8MM	2	
30	410B1400	WASHER PLAIN 14MM	1	

# 38- TAILLIGHT

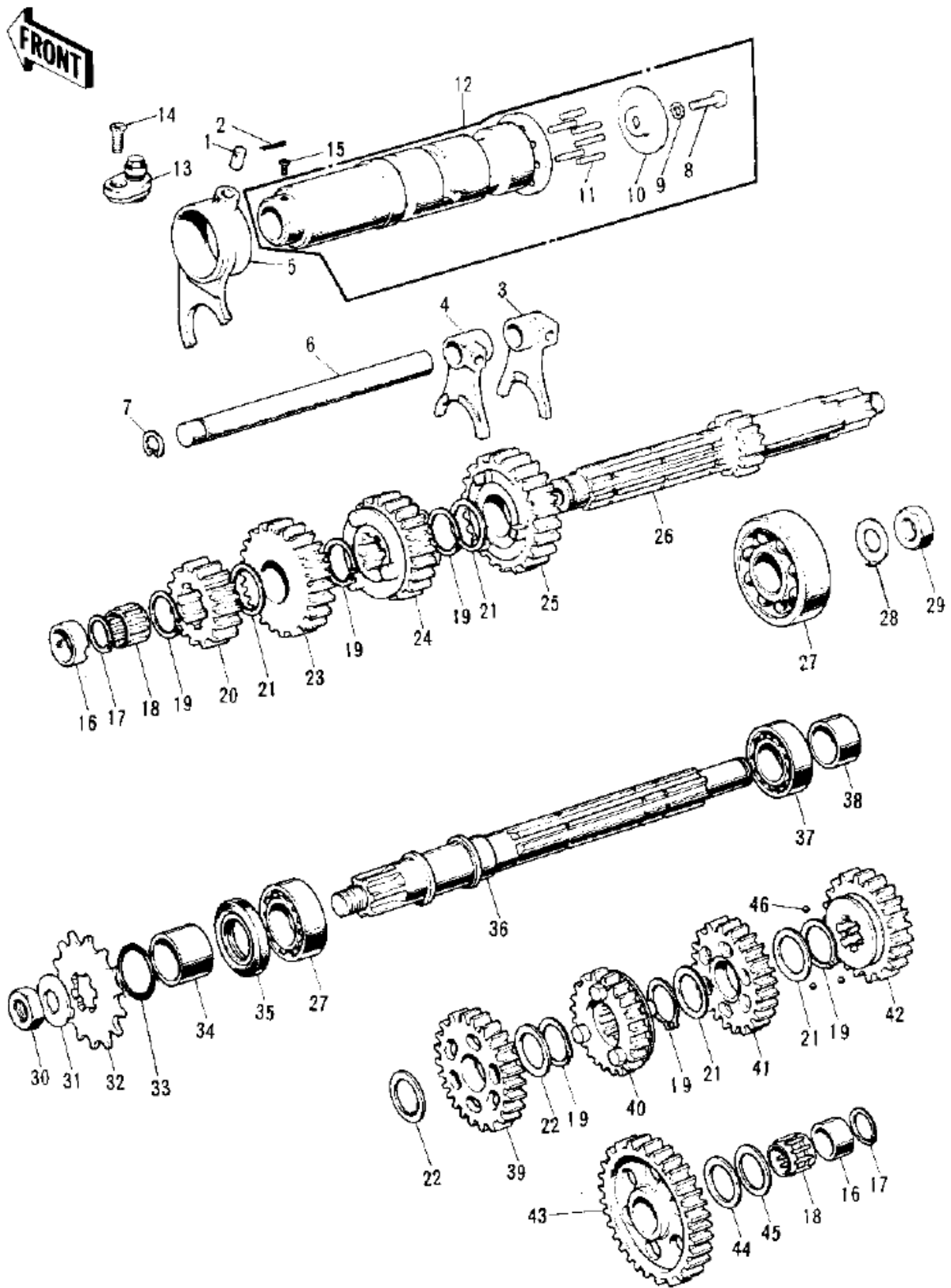


**38- TAILLIGHT**

Ref n°	Part n°	Description	Qty	Spec Code
1	23024-026-21	LAMP ASSY-TAIL, BLACK	1	
2	220E0435A	SCREW-PAN HEAD, 4X35	2	
3	23026-023	LENS-TAIL LAMP	1	
4	92069-059	BULB, 12V 32/3CP	1	S1-A/B
4	92069-060	BULB, 12V 23/8W	1	S1-C, KH250-A5
5	23028-018	GASKET-TAIL LAMP LENS	1	
6	23027-030	CASE, TAIL LAMP	1	
7	23036-022-21	BKT-LICENSE PLT, BLACK	1	
8	92075-076	DAMPER RUBBER	3	
9	92027-129	COLLAR, 6.8X10X8.5	3	
10	92022-125	WASHER 6.5X20X1.6T	3	
11	112B0622	BOLT 6X22	3	
12	112B0622	BOLT 6X22	3	
13	461F0600	WASHER SPRING 6MM	3	
14	92022-125	WASHER 6.5X20X1.6T	3	
15	92027-120	COLLAR 6.8X10X10.5	3	
16	92075-112	DAMPER RUBBER	3	



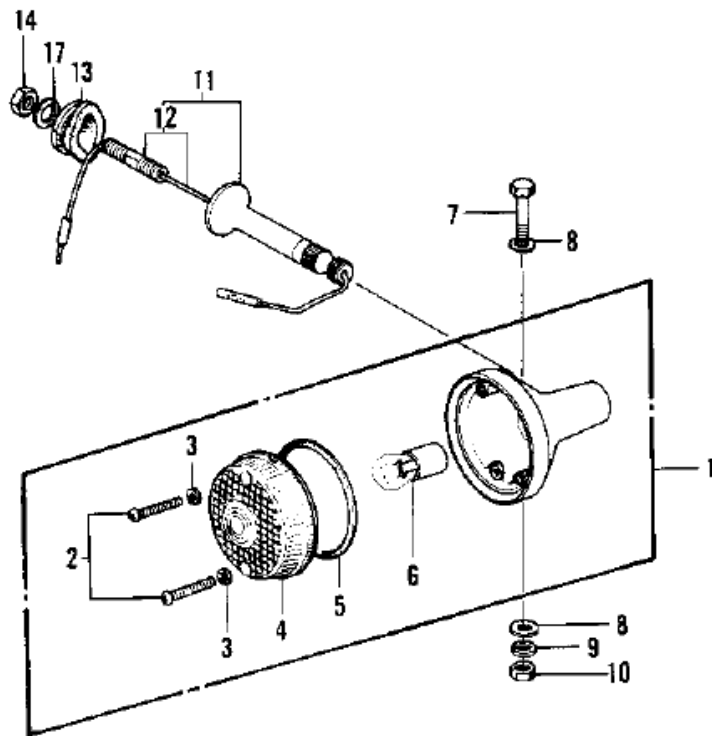
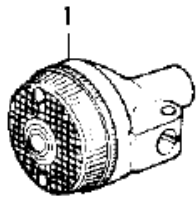
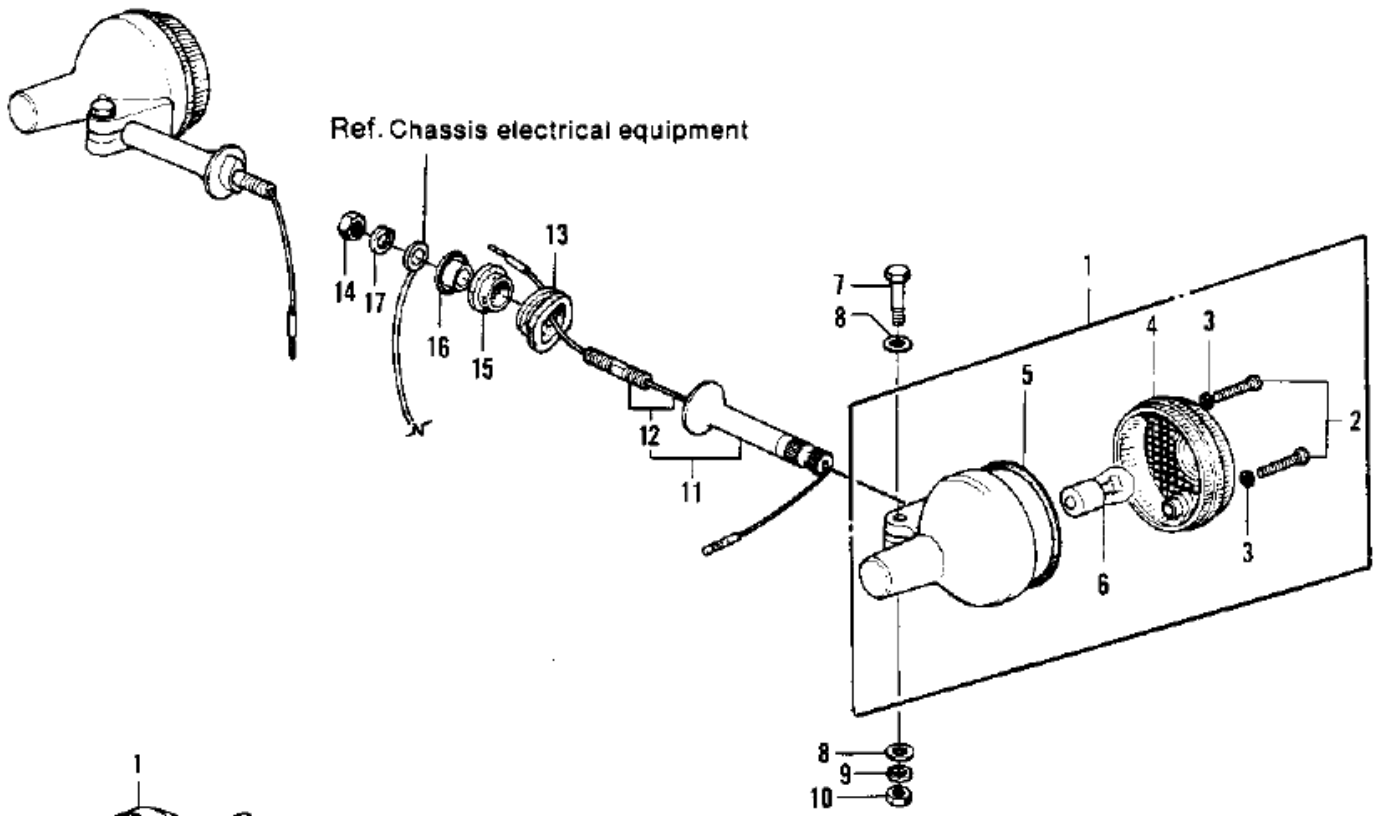
# 39- TRANSMISSION/CHANGE DRUM



**39- TRANSMISSION/CHANGE DRUM**

Ref n°	Part n°	Description	Qty	Spec Code
1	92042-021	DOWEL PIN,8X18	1	
5	550D3020	PIN COTTER 3.0X20	1	
3	13140-053	SELECTOR FORK,LOW	1	
4	13140-054	SELECTOR FORK,2ND&3RD	1	
5	13140-037	FORK-SELECTOR,4TH&TOP	1	
6	13209-006	ROD-SHIFT	1	
7	482J0100	CIRCLIP 10MM	1	
8	220B0612	SCREW PAN HEAD 6X12	1	S1-A/B
8	220B0614	SCREW PAN HEAD 6X14	1	S1-C,KH250-A5
9	464H0600	WASHER LOCK 6MM	1	
10	13142-008	PLATE CHANGE DRUM PIN	1	
11	92042-014	PIN GEAR CHANGE DRUM	6	
12	13239-003	DRUM ASSY-GEAR CHANGE	1	
13	13151-021	SWITCH,NEUTRAL	1	
14	221B0616	SCREW CNTSNK HD 6X16	1	
15	221B0406A	UNAVAILABLE IN PRICE BOOK	1	
16	92028-043	BUSH TRANSMISSION SFT	2	
17	92033-009	CIRCLIP 17MM	2	
18	92046-005	BEARING NEEDLE	2	
19	92033-025	CIRCLIP,25MM	6	
20	13130-028	2ND GEAR-DRIVE SHAFT	1	
21	92024-034	WASHER-LOCK	5	
22	92024-035	WASHER-LOCK	2	
23	13136-038	TOP GEAR-DRIVE SHAFT	1	
24	13132-027	3RD GEAR-DRIVE SHAFT	1	
25	13134-013	4TH GEAR-DRIVE SHAFT	1	
26	13127-034	SHAFT-DRIVE	1	
27	92045-010	BEARING BALL 6205NX3	2	
28	92024-046	WASHER-LOCK,14MM	1	
29	315B1400	NUT 14MM	1	
30	92015-019	NUT 18MM	1	
31	92024-067	WASHER,LOCK,18MM	1	
32	13144-035	ENGINE SPROCKET 14T	1	STD,S1-A
32	13144-017	ENGINE SPROCKET 14T	1	STD,S1-B/C,KH250-
32	13144-030	ENGINE SPROCKET 15T	1	OPT,S1-A
32	13144-025	ENGINE SPROCKET 15T	1	OPT,S1-B/C,KH250-
33	92055-035	"O" RING	1	
34	92026-1024	SPACER-ENG SPROCKET	1	
35	92050-024	OIL SEAL SC325210	1	
36	13128-5004	SHAFT,OUTPUT	1	
37	601B6005	BEARING BALL #6005	1	
38	92027-135	COLLAR	1	
39	13131-034	2ND GEAR-OUTPUT SHAFT	1	
40	13137-022	TOP GEAR-OUTPUT SHAFT	1	
41	13133-027	3RD GEAR-OUTPUT SHAFT	1	
42	13135-017	4TH GEAR-OUTPUT SHAFT	1	
43	13129-038	LOW GEAR-OUTPUT SHAFT	1	
44	92026-021	WASHER THRUST	1	
45	92022-075	WASHER 17MM	1	
46	600A0500	BALL STEEL 5/32'	3	

# 40- TURN SIGNALS

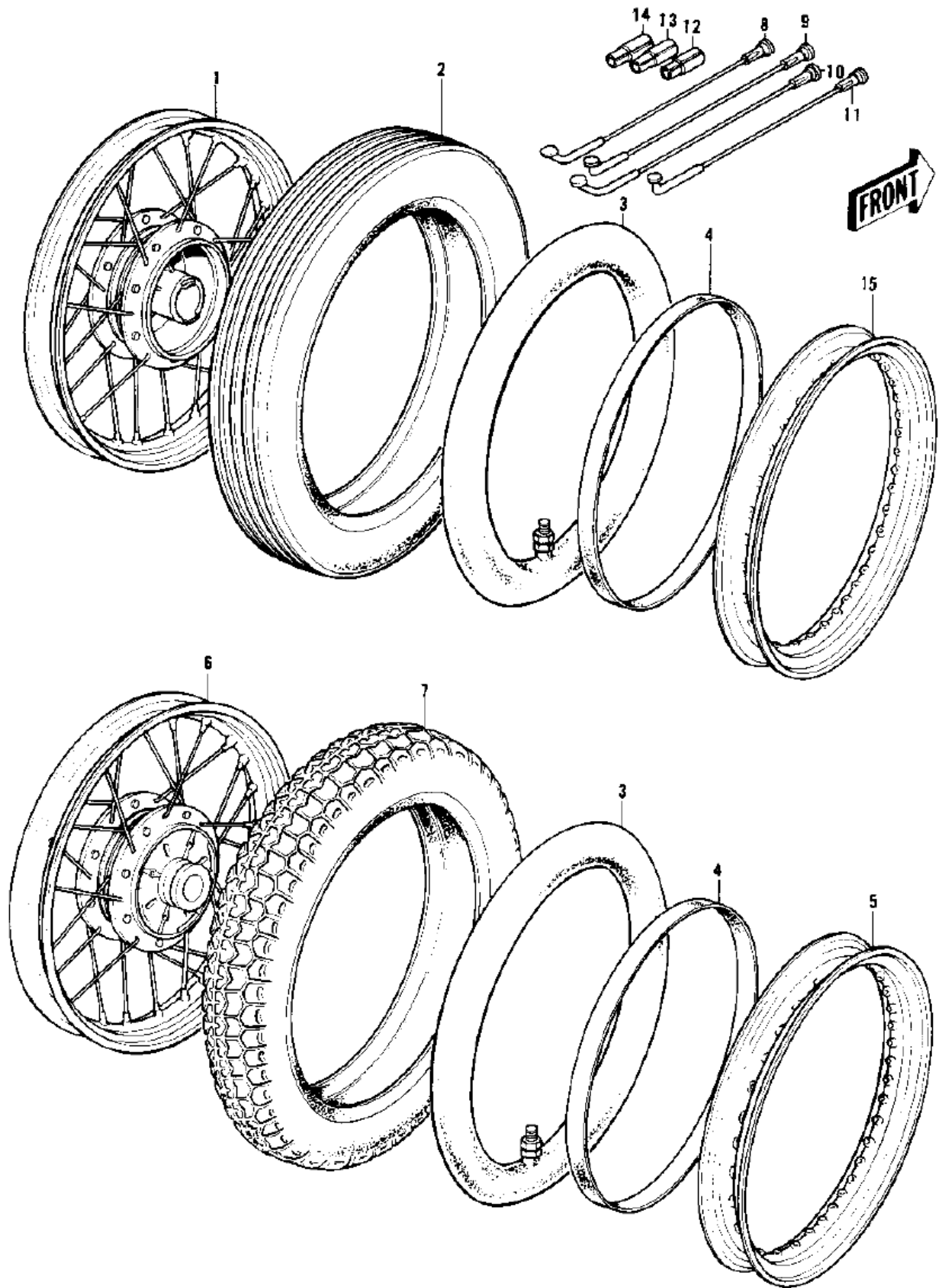


FRONT

**40- TURN SIGNALS**

Ref n°	Part n°	Description	Qty	Spec Code
1	23040-037	LAMP ASSY-TURN SIGNAL	4	
2	220E0420A	SCREW-PAN HEAD,4X20	8	
3	23058-002	WASHER-PLAIN,4MM	8	
4	23048-1001	LENS,TURN SIGNAL LAMP	4	
5	23050-003	GASKET-SIG LAMP LENS	4	
6	92069-055	BULB 12V 32CP	4	
7	112G0630	BOLT-UPSET	4	
8	410B0600	WASHER PLAIN 6MM	8	
8	411B0600	WASHER PLAIN 6MM	AL	
9	461F0600	WASHER SPRING 6MM	4	
10	311B0600	NUT 6MM	4	
11	23078-001	BRACKET-TURN SIG LAMP	4	
12	23073-001	BOLT SET-SIG LAMP BKT	4	
13	92075-128	DAMPER RUBBER	4	
14	315B1000	NUT 10MM	4	
15	92075-158	DAMPER RUBBER,SIG LM	2	
16	92027-147	COLLAR	2	
17	461F1000	WASHER SPRING 10MM	4	

41- WHEELS/TIRES



**41- WHEELS/TIRES**

Ref n°	Part n°	Description	Qty	Spec Code
1	41074-011	WHEEL ASSY FRONT	1	S1-A/B/C
1	41074-044	FRONT WHEEL ASSY	1	KH250-A5
2	41014-025	UNAVAILABLE IN PRICE BOOK	1	S1-A
2	41013-013	UNAVAILABLE IN PRICE BOOK	1	S1-B/C
2	41002-1011	TIRE 325S-18 Y984C F	1	KH250-A5
3	41022-028	TUBE 300/325/360-18	2	
4	41023-1006	BAND,RIM,4.00/5.10-18	2	
5	41025-053	RIM,1.85BX18W	1	
6	42048-017	WHEEL ASSY-REAR	1	
7	41014-024	UNAVAILABLE IN PRICE BOOK	1	S1-A/B/C
7	41002-1012	TIRE 350S-18 Y987C R	1	KH250-A5
8	41027-045	SPOKE-ASY,FR INNER	20	
9	41028-044	SPOKE-ASY,FR OUTER	20	
10	41027-046	SPOKE-ASY,RR INNER	20	
11	41028-045	SPOKE-ASY,RR OUTER	20	
12	41075-1007	WEIGHT,BALANCE,10G	AR	
12	41075-1007	WEIGHT,BALANCE,10G	AL	
13	41075-1008	WEIGHT,BALANCE,20G	AR	
13	41075-1008	WEIGHT,BALANCE,20G	AL	
14	41075-1009	WEIGHT,BALANCE,30G	AR	
14	41075-1009	WEIGHT,BALANCE,30G	AL	
15	41025-052	RIM,1.60AX18	1	S1-A/B/C
15	41025-053	RIM,1.85BX18W	1	KH250-A5